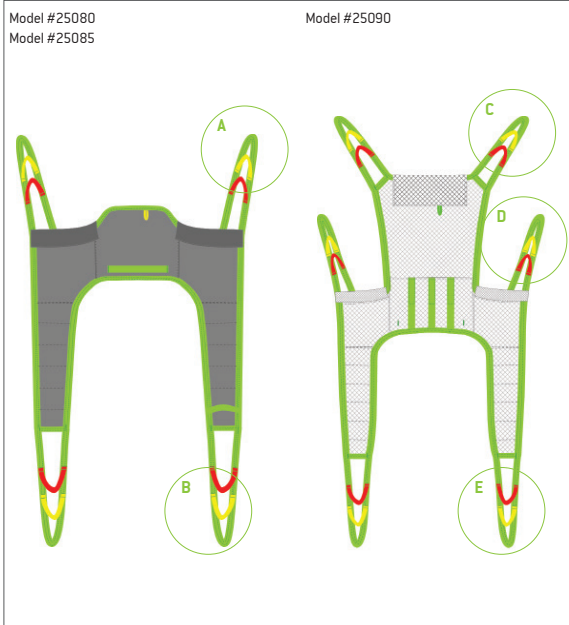




Fitting Protocol

Toileting Sling
Model 25080, 25085, 25090



Sling Loop Letter:

- Green Strap
- Yellow Strap
- Red Strap

Extension Loops

- 21180-10 (10cm/3.9")
- 21180-15 (15cm/5.9")
- 21180-20 (20cm/7.8")
- 21180-25 (25cm/9.8")
- 21180-35 (35cm/13.7")

Sling Loop Letter:

- Green Strap
- Yellow Strap
- Red Strap

Extension Loops

- 21180-10 (10cm/3.9")
- 21180-15 (15cm/5.9")
- 21180-20 (20cm/7.8")
- 21180-25 (25cm/9.8")
- 21180-35 (35cm/13.7")


Sling Loop Letter:

- Green Strap
- Yellow Strap
- Red Strap

Extension Loops

- 21180-10 (10cm/3.9")
- 21180-15 (15cm/5.9")
- 21180-20 (20cm/7.8")
- 21180-25 (25cm/9.8")
- 21180-35 (35cm/13.7")

Choose the loop combination that will give the most comfortable and safe suspension angle, keeping in mind the patient's ability to support themselves.



Red Strap
Upright Position
Least hip angle

Yellow Strap
Semi-Recumbant
Mid-hip angle

Green Strap
Increased Recline
Less hip flex and
greatest angle

Match colours on both sides of the patient for a 90 degree angle in the hips.

Maximum User Weight: 250kg/551lb

Model 25080 - Polyester

Model 25090 - Polyester Net

Model 25085 - Polyester Net

Transfer Situation:

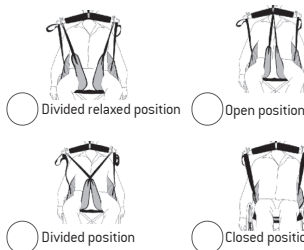


Available sizes:

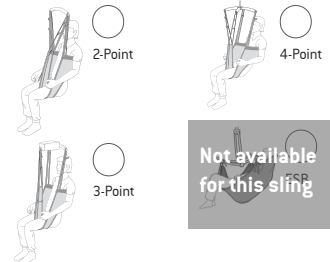
Indicate size required



Leg Placement:



Suspension:



Accessories required:

- 21146 Leg Padding - Small
 - 21146 Leg Padding - Medium
 - 21146 Leg Padding - Large
 - 25102 Reinforced Leg Support - One Size
 - 50866 Upholstered Cover for Hanger Bar. **Do not use in wet environments.**
 - 25145.*
Waist Belt (Velcro)
 - 25146.*
Waist Belt (Safety Buckle)
- *Junior Sizes
-40B (40cm/15.7")
-50B (50cm/19.7")
-60B (60cm/23.6")
- *Adult Sizes
-60 (60cm/23.6")
-70 (70cm/27.6")
-80 (80cm/31.5")
-90 (90cm/34.4")
-100[†] (100cm/39.4")
-110 (110cm/43.3")
-120 (120cm/47.3")
-130 (130cm/51.2")
[†]only for Model #25146
- Size [eg. -60B]

Patient Information:

Name

Facility Room

Lift Used Hanger Bar Used

HUMAN CARE SWEDEN (HQ)
Årstaängsvägen 21B
117 43 Stockholm
Phone: +46 8 665 35 00
Fax: +46 8 665 35 10
info.se@humancaregroup.com

HUMAN CARE AUSTRALIA
Unit 4, 49 Bertie Street
Port Melbourne, VIC 3207
Phone: +61 1300 132 736
Fax: +61 (03) 9645 4954
info.au@humancaregroup.com

HUMAN CARE CANADA
10-155 Colonnade Road
Ottawa, ON K2E 7K1
Phone: +613.723.6734
Fax: +613.723.1058
info.ca@humancaregroup.com

HUMAN CARE NEDERLAND
Elsperweg 124
8076 PA Vierhouten
Phone: +31 577 412 171
Fax: +31 577 412 170
info.nl@humancaregroup.com

HUMAN CARE UNITED STATES
8006 Cameron Road, Suite K
Austin, TX 78754
Phone: +512.476.7199
Fax: +512.476.7190
info.us@humancaregroup.com

Our Toileting Slings feature a wide, divided leg partition that enables fast and simple application for dressing and undressing during toileting or bathing. These slings are suitable for patients with poor trunk stability and feature padding under the arms for extra comfort and support. They are available in a low back model or a high back model with an adjustable neck support for increased head stability and are available in Polyester or Polyester Net for the low back model and Polyester Net for the high back model. All models can be used with an optional belt for added support.

Additional Instructions

To staff/caregiver:

To patient:

Fitting Protocol Completed by:

Name _____

Date _____ Position/Title _____



Important! This fitting protocol does not replace the user manual. Read all instructions before use!

Additional Documentation

Can be found on our website at www.humancaregroup.com/product-category/slings



Quick Reference Guide



User Manual



Sling Care Instructions



Sling Inspection Form

