



Products

of Human Care Group



About Human Care Group

Human Care Group produces and provides walking aids, safe patient handling products, healthcare beds, medical equipment, and furniture. We improve freedom of movement and quality of care for millions of people around the world. Our vision is that our products become a natural part of life for those who need them by offering innovative solutions with every detail in mind.

Since the foundation in Sweden in 1993, we have continuously grown and are today a global company. Our headquarter is located in Stockholm, Sweden, and we have offices in the US, Canada, Germany, the Netherlands, and in Turkey. With an extensive network of partners and distributors, our products are represented worldwide. The Human Care Group consists of the Human Care companies, Petermann and Kenmak. Together we offer products divided into the following areas; Walking Aids, Lifting Solutions, Manual Transfers, Convertible Chairs, Hygiene, Healthcare Beds, Medical Equipment, and Furniture.

For us, safety, quality, usability, and sustainability are paramount. In every detail, in every aspect.

Your life. Your way.



www.humancaregroup.com



www.pm-med.de



www.kenmak.com.tr

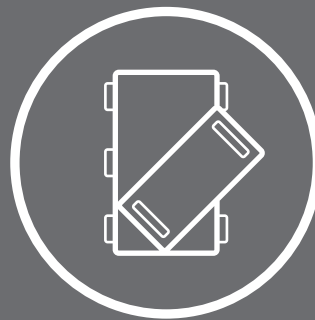
Please visit us online for complete product information and the latest updates.



Walking Aids
page 4



Lifting Solutions
page 7



Manual Transfers
page 11



Convertible Chairs
page 15



Hygiene
page 16



Healthcare Beds
page 17



Medical Equipment
page 25



Furniture
page 31

Not all products are available in all countries, please check with your local Human Care Group office for product pricing and availability.



Walking Aids

Rollators



Carl-Oskar

Large wheels, available in red, in several sizes and as reinforced model.

Description	Article number
57 cm / 22,4" wide	11150
57 cm / 22,4" wide, High	11154
57 cm / 22,4" wide, Air tires	11151
62 cm / 24,4" wide	11250
62 cm / 24,4" wide, High	11254
62 cm / 24,4" wide, Air Tires	11251
62 cm / 24,4" wide, Reinforced	61225
67 cm / 26,4" wide	11350
67 cm / 26,4" wide, High	11354
67 cm / 26,4" wide, Air Tires	11351
67 cm / 26,4" wide, Reinforced	61325
72 cm / 28,3" wide	11450
72 cm / 28,3" wide, High	11454
72 cm / 28,3" wide, Air Tires	11451
72 cm / 28,3" wide, Reinforced	61425



Rebel

Similar to Carl-Oskar, but with smaller wheels.

Description	Article number
57 cm / 22,4" wide	22140
57 cm / 22,4" wide, High	22144
57 cm / 22,4" wide, Low	22141
62 cm / 24,4" wide	22240
62 cm / 24,4" wide, High	22244
62 cm / 24,4" wide, Low	22241
62 cm / 24,4" wide, Reinforced	71221
67 cm / 26,4" wide	22340
67 cm / 26,4" wide, High	22344
67 cm / 26,4" wide, Low	22341
67 cm / 26,4" wide, Reinforced	71321
72 cm / 28,3" wide	22440
72 cm / 28,3" wide, High	22444
72 cm / 28,3" wide, Low	22441
72 cm / 28,3" wide, Reinforced	71421



neXus 3

Available in black, red, blue and several different adjustable heights.

Description	Article number
Black, super low	470018
Black, Low	470022
Black, Standard	470024
Blue, super low	470018B
Blue, Low	470022B
Blue, Standard	470024B
Red, Super Low	470018R
Red, Low	470022R
Red, Standard	470024R



neXus One

Available in black and several different adjustable heights. Smaller wheels than neXus 3.

Description	Article number
72-80 cm / 28,3 - 31,5", high	490017
74-89 cm / 29,1 - 35", high	490020
79-97 cm / 31,1 - 38,2", high	490022



Fellow Classic

Safe and reliable, available in five models: standard, low, high, wide and narrow.

Description	Article number
Standard	88009
Low	88109
Wide	88309
Narrow	88509
High	88609



Fellow Supreme

Foldable rollator with very big height span. Safe working load of 150 kg.

Description	Article number
Standard	85400



Parade

With its lightweight frame, it is still very stable and offers safe working load of 140 kg.

Description	Article number
Standard	85500

Examples of Walking Aid Accessories



Cane Holders

To attach canes and umbrellas to the rollator.



Curb Climbers

Helps raise rollator slightly to climb curbs.



Cup Holders

Easily attached to the rollators to carry for example coffee cups.



Baskets

Lightweight baskets to carry items in an easy and practical way.



Trays

Trays for carrying items short distances.



Slow-Down Brakes

To adjust resistance on the back wheels.

We offer a wide range of accessories to our Walking Aids, in different models and sizes depending on the walking aid. To see the entire portfolio and find the right models please visit us online.

RA-Rollators



Carl-Oskar RA

Large wheels ensure walking is easy on uneven or rough surfaces.

Description

67cm / 26,4" wide, Low
67cm / 26,4" wide, Low with seat
67cm / 26,4" wide, Normal
67cm / 26,4" wide, Normal with seat
72 cm / 28,3" wide, Low
72 cm / 28,3" wide, Low with seat
72 cm / 28,3" wide, Normal
72 cm / 28,3" wide, Normal with seat

Article number

12315
12315-1
12325
12325-1
12415
12415-1
12425
12425-1



Rebel RA

Smooth mobility ensured by stable design.

Description

67cm / 26,4" wide, Low
67cm / 26,4" wide, Low with seat
67cm / 26,4" wide, Normal
67cm / 26,4" wide, Normal with seat
72 cm / 28,3" wide, Low
72 cm / 28,3" wide, Low with seat
72 cm / 28,3" wide, Normal
72 cm / 28,3" wide, Normal with seat

Article number

22311
22311-1
22321
22321-1
22411
22411-1
22421
22421-1



Staffan RA

Smooth mobility ensured by stable design.

Description

59 cm / 23,2" wide, Low
59 cm / 23,2" wide, High

Article number

42221
42231

Trolley Walkers



Carl-Oskar TW

Bigger wheels, wide forearm support with platform table.

Description

67 cm / 26,4" wide, Low
67 cm / 26,4" wide, Normal
72 cm / 28,3" wide, Low
72 cm / 28,3" wide, Normal

Article number

13315
13325
13415
13425



Rebel TW

Ideal for indoor or outdoor use.

Description

67 cm / 26,4" wide, Low
67 cm / 26,4" wide, Normal
72 cm / 28,3" wide, Low
72 cm / 28,3" wide, Normal

Article number

23311
23321
23411
23421



Staffan TW

Easy to maneuver with its narrow model.

Description

Low
High

Article number

43211
43221



Svea TW

Robust and stable with a firm and wide table, and a hydraulic gas spring for height adjustment

Description

59 cm / 23,2" wide, Low
59 cm / 23,2" wide, Normal
68 cm / 26,7" wide, Low
68 cm / 26,7" wide, Normal

Article number

53211
53221
53411
53421

Ceiling Lifts



Altair

The Human Care Altair ceiling lift is a lightweight portable lift with a discreet and modern design.

Description	Article number
SWL: 150 kg / 331 lb	55200H-{AU/GB/EU/JP/NA}
SWL: 220 kg / 485 lb	55210H-{AU/GB/EU/JP/NA}
SWL: 300 kg / 661 lb	55220H-{AU/GB/EU/JP/NA}



Roomer S

Roomer S portable ceiling lift can transfer a patient from one room to another without making any modifications to architecture.

Description	Article number
SWL: 220 kg / 485 lb	55300H-{AU/GB/EU/JP/NA}



HeliQ

HeliQ, fixed ceiling lift, can be used in either institutional or home applications.

Description	Article number
SWL: 150 kg / 331 lb	55100-{AU/GB/EU/JP/NA}
SWL: 220 kg / 485 lb	55110-{AU/GB/EU/JP/NA}
SWL: 300 kg / 661 lb	55120-{AU/GB/EU/JP/NA}

Power Traverse	
SWL: 150 kg / 331 lb	55130-{AU/GB/EU/JP/NA}
SWL: 220 kg / 485 lb	55140-{AU/GB/EU/JP/NA}
SWL: 300 kg / 661 lb	55150-{AU/GB/EU/JP/NA}

Lifting Solutions

Rail Systems

We offer a full range of rail systems for all possible situations. The rail system can be easily adapted to the patient's needs and safely installed regardless of the room's layout and the building's structure.

Both single rail system and traverse systems can be created.



Gantry



Lena Freestand

The Lena freestanding gantry offers you a possibility of lifting a patient up to 300kg / 661 lbs easily and safely.

Description

2,5 meter / 98,4"

3,5 meter / 137,7"

Castors

Article number

71806

71808

50872

Mobile Lifts



Diana II Comfort

Diana II Comfort has a higher SWL of 230 kg / 507 lb. Used together with E-clip slings.

Description

Manual Leg Adjustment

Electrical Leg Adjustment

Article number

90559

90560



Lexa Pro II

Lexa Pro II is a vertical column lift. And has a high SWL of 250 kg / 551 lb.

Description

SWL 250 kg / 551,1 lb

SWL 310 kg / 683.4 lb

Article number

90570

90571



Alzaro

Alzaro features a single frame design ensuring a strong stable lift. And has a SWL of 160kg/353 lb.

Article number

11000490



Diana II

The Diana II is a stable, electrically operated lift with a compact, stable and foldable frame. SWL 160 kg / 353 lb.

Description

Manual Leg Adjustment

Electrical Leg Adjustment

Article number

90555

90556



seBastian II

The seBastian II is an electrically operated standup lift that allows people up to 230 kg / 507 lb to be safely supported.

Article number

90554



Tonya II

Similar to Diana II but with a smaller spreader bar, suitable for small clients such as children. SWL 80 kg / 176 lb.

Article number

90553



Levanto

Levanto is our electric sit-to-stand lift and has a SWL of up to 160kg/353 lb.

Article number

20000170

Slings

High back slings

Full Body Sling



- High support
- Padded head, back & leg section
- 4 loops.

Polyester:
25010-{size}
Polyester Net:
25005-{size}

Silhouette Sling



- High support
- No padding
- 6 loops

Polyester net:
25015-{size}

Soft Air Mesh:
25019-{size}

Toileting Sling High



- High support
- Padded leg section
- 6 loops

Polyester Net:
25090-{size}

Comfort Sling Soft High



- High support
- Padded leg section
- 4 loops
- Non divided leg-support

Soft Air Mesh:
25069-{size}

General Purpose Sling



- High support
- Padded head & leg section
- 4 loops

Clip:
NSB-103C-{size}
Loop:
NSB-103-{size}
Bariatric:
NSB-109-2xPH

Medium back slings

Basic Sling



- Medium support
- Padded leg section
- 4 loops

Polyester:
25070-{size}
Soft Air Mesh:
25054-{size}
Polyester Net:
25045-{size}

Sit Sling



- Medium support
- Padded back & leg section
- 4 loops

Polyester:
25030-{size}

Bath Sling



- Medium support
- Padded back & leg section
- 4 loops

Polyester Net:
25035-{size}

Comfort Sling Soft



- Medium support
- Padded leg section
- 4 loops
- Non divided leg-support

Soft Air Mesh:
25064-{size}

Low back slings

Low Basic sling



- Low support
- Padded leg section
- 4 loops

Polyester:
25072-{size}
Polyester Net:
25047-{size}

Amputee sling



- Medium/low support
- Padded back & leg section
- 4 loops

Polyester:
25040-{size}
Polyester Net:
25140-{size}

Toileting Sling



- Low support
- Padded back & leg section
- 4 loops

Polyester:
25080-{size}
Polyester Net:
25085-{Size}

Slings

Single Patient Use Slings

Highback Sling

General Purpose Sling SPU



- High support
- Padded head & leg section
- 4 loops

SPU Loop: NSB-105-(size)
SPU Clip: NSB-104C-(size)

Lying Positioning Sling

Positioning Sling SPU



- High support
- No padding

SPU standard: NSB-451-U

Highback Sling

Bariatric Sling

Highback Plusline



- High support
- Padded head & leg section
- 4 loops

Polyester / Net: 25120-(size)

Lying Position Sling

Limb Sling



- Low support
- No padding
- 2 loops

Quilted polyester: NSB-010

Positioning Sling



- High support
- No padding

Loop Standard: NSB-401-S
Loop Ventilated: NSB-401-ST
Loop L & XL: NSB-410-ST-L,
NSB-410-STL-XL

Gait training Slings

Multi Sling



- Low support
- Padding
- 2 loops

Polyester: 25105-(size)

Activity Sling



- High support
- Padded shoulder supports
- 2 loops

Polyester Net: 25100-(size)

Stand-up Sling

Back Belt



Our Back Belt E-Clip provides support that is needed for standing lift.

- Padded

Cotton loop: NSB-501-(Size)
Polyester loop: 25130-(size)
Cotton clip: NSB-501C-(Size)
Polyester clip: 25130C-(size)

E-Clip Slings

Highback Sling

Full Body Sling E-Clip



Full Body Sling E-clip is a comfortable sling, which is ideal for clients who like full body support while lifting.

- 4 clips

Polyester Net: 25005C-(size)
Soft Air Mesh: 25010C-(size)

Columbus Sling E-Clip



Our Columbus Sling E-clip is an oval shaped sling, which is ideal for clients with full support needs.

- 4 clips

Soft Air Mesh: 25040C-(size)

Medium/lowback sling

Toileting Sling E-Clip



Smooth and simple sling for lower-body used when going to the toilet.

- Padded back & leg section
- 4 clips

Toilet Sling E-Clip: 25090C-(size)

Stand up sling

Back Belt E-Clip



Our Back Belt E-Clip provides support that is needed for standing lift.

- Padded
- 2 clips

Polyester: 25130C-(size)

Manual Transfer

Through our company Petermann, Human Care offers a wide range of manual transfer aids. Our portfolio includes everything from sliding boards, sliding mats, support belts, sliding sheets, evacuation sheets and much more.

Alpha Rollboard Vision

Well suited for gentle, pain-free and low-friction sideways transfers of clients with restricted mobility.

Rollboard (without cover)

	Measurement	Article number
Alpha Rollboard Vision XS, double foldable	85 x 45 cm / 33,5 x 17,7"	PMF-9050.0
Alpha Rollboard Vision S, foldable	85 x 45 cm / 33,5 x 17,7"	PMF-9075.0
Alpha Rollboard Vision M, foldable	95 x 50 cm / 37,4 x 19,7"	PMF-9085.0
Alpha Rollboard Vision M, not foldable	95 x 50 cm / 37,4 x 19,7"	PMF-9095.0
Alpha Rollboard Vision foldable (Wide)	150 x 60 cm / 59 x 23,6"	PMF-9150.0
Alpha Rollboard Vision (Wide)	150 x 60 cm / 59 x 23,6"	PMF-9155.0
Alpha Rollboard Vision L, foldable	180 x 50 cm / 70,9 x 19,7"	PMF-9170.0
Alpha Rollboard Vision XL, foldable	195 x 50 cm / 76,7 x 19,7"	PMF-9180.0

Rollboard Cover: Textile (required)

	Measurement	Article number
Alpha Rollboard Vision Textile Cover XS	80 x 45 cm / 31,5 x 17,7"	PMF-9051
Alpha Rollboard Vision Textile Cover S	80 x 45 cm / 31,5 x 17,7"	PMF-9076
Alpha Rollboard Vision Textile Cover M	90 x 50 cm / 35,4 x 19,7"	PMF-9086/96
Alpha Rollboard Vision Textile Cover (Wide)	145 x 60 cm / 57,1 x 23,6"	PMF-9151
Alpha Rollboard Vision Textile Cover L	170 x 50 cm / 66,9 x 19,7"	PMF-9171
Alpha Rollboard Vision Textile Cover XL	180 x 50 cm / 70,9 x 19,7"	PMF-9181
Alpha Rollboard Cover L with integrated pull loops	170 x 50 cm / 66,9 x 19,7"	PMF-9186

OnlyU Disposable Cover

	Measurement	Article number
OnlyU Disposable Cover S (50 pieces in dispenser)	47,5 x 85 / 18,7 x 33,5"	PMF-9077
OnlyU Disposable Cover M (120 pieces per roll)	90 x 53 cm / 35,4 x 20,9"	PMF-9090
OnlyU Disposable Cover (Wide) (70 pieces per roll)	160 x 61 cm / 63 x 24"	PMF-9152
OnlyU Disposable Cover L & XL (60 pieces per roll)	180 x 53 cm / 70,9 x 20,9"	PMF-9172


OnlyU Protection Foil

	Measurement	Article number
OnlyU Protection Foil XS, S (110 pieces per roll)	90 x 54,5 cm / 35,4 x 21,6"	PMF-0191
OnlyU Protection Foil M, L & XL (55 pieces per roll)	180 x 54,5 cm / 70,9 x 21,6"	PMF-0192


OnlyU Disposable Cover and OnlyU Protection Foil on rolls are perforated into individual pieces.



Alpha Rollboard Vision with textile cover.



Alpha Rollboard Vision L with integrated pull loops



Alpha Rollboard Vision with OnlyU disposable cover on roll.




OnlyU Protection Foil on roll used on top of textile cover.

Manual Transfer

Sheets

Alpha Turning Sheet



Good for turning and re-positioning clients in bed. Can be used together with the Alpha Fitted Sheet.

Material: Cotton, natural thickening, latex free

Measurement

140 x 200 cm / 55,1 x 78,4"

Article number

PM-1582

Alpha Fitted Sheet



Used together with the Alpha Turning Sheet.

Material: Cotton, latex free

Measurement

90 x 200 cm / 35,4 x 78,4"

Article number

PM-1584

Alpha Turning Sheet with handgrips



For handling pain sensitive clients in bed.

Material: Cotton, latex free

Measurement

100 x 200 cm / 39,4 x 78,4"

Article number

PM-2098

Evacuation Sheet



For fast and safe evacuation of nonambulatory clients in emergency situations.

Material: PVC-coated polyester weave, with ventilation openings, latex-free

Measurement

80 x 200 cm / 31,5 x 78,4"

Article number

PM-EVA-7053-H

Slides

Blue Motion Slide Soft



Reduces frictional resistance while moving the client.

Measurement

30 x 30 cm / 11,8 x 11,8"
60 x 35 cm / 23,6 x 13,8"
70 x 200 cm / 27,5 x 78,7"
70 x 130 cm / 27,5 x 51,2"
70 x 70 cm / 27,5 x 27,5"
70 x 90 cm / 27,5 x 35,4"
90 x 70 cm / 35,4 x 27,5"
90 x 100 cm / 35,4 x 39,4"
90 x 110 cm / 35,4 x 43,3"
90 x 130 cm / 35,4 x 51,2"
110 x 70 cm / 43,3 x 27,5"
110 x 90 cm / 43,3 x 35,4"
130 x 70 cm / 51,2 x 27,5"
130 x 90 cm / 51,2 x 35,4"
195 x 70 cm / 76,8 x 27,5"

Article number

BM-S-0330
BM-S-0635
BM-S-0702
BM-S-0713
BM-S-0770
BM-S-0790
BM-S-0907
BM-S-0910
BM-S-0911
BM-S-0913
BM-S-1170
BM-S-1190
BM-S-1370
BM-S-1390
BM-S-1970

Alpha Sliding Mat



A thin, low-friction material that makes transfer movements easy.

Material: Polyamide, latex free

Measurement

100 x 70 cm / 39,4 x 27,5"
100 x 70 cm / 39,4 x 27,5"
110 x 75 cm / 43,3 x 29,5"
140 x 90 cm / 55,1 x 35,4"
50 x 60 cm / 19,7 x 23,6"
50 x 60 cm / 19,7 x 23,6"
25 x 60 cm / 9,8 x 23,6"
190 x 60 cm / 74,8 x 23,6"


Material

PES/Carbon, latex free
Cotton/natural ticking, latex free
PES/Carbon, latex free
Cotton/natural ticking, latex free
PES/Carbon, latex free
Cotton/natural ticking, latex free
PES/Carbon, latex free (2-piece)
PES/Carbon, latex free

Article number

PM-1210
PM-1220
PM-1215
PM-1420
PM-2010
PM-2020
PM-2015
PM-1010

Alpha Caremaster



For re-positioning clients in sitting and lying position.

Material: PES/Carbon

Measurement

60 x 175 cm / 23,6 x 68,9"
70 x 185 cm / 27,5 x 72,8"

Article number

PM-2095
PM-2097

Alpha Chair Sliding Mat



Assisting clients who have slid down in a chair.

Material: Cotton/natural thickening, latex free

Measurement

50 x 45 cm / 19,7 x 17,7" (tubular)
130 x 45 cm / 51,2 x 17,7" (open)
135 x 43 cm / 53,1 x 16,9" (open)

Article number

PM-2070
PM-2076
PM-2078

Positioning Aids

Alpha Bed Wedges



Supports clients when being positioned in bed.

Material: PU- non-slip


Measurement

25 x 22 x 13 cm / 9,8 x 8,6 x 5,1"
50 x 22 x 13 cm / 19,7 x 8,6 x 5,1"

Article number

PM-8012
PM-8015

Alpha Non Slip Cushion



Placed under client's thigh to prevent slipping when sitting in bed.

Material: Polyethylen, latex free

Measurement

40 x 50 x 8 cm / 15,7 x 19,6 x 3,1"

Article number

PM-8050

Alpha Non Slip Mat



Placed under feet in bed to prevent slipping, and to help move upward.

Material: Polyneric Compound

Measurement

35 x 25 cm / 13,7 x 9,8"
45 x 38 cm / 17,7 x 14,9"

Article number

PM-7010
PM-7011

Alpha Footstool



Supports client's feet for positioning and transfers.

Material: Polyethylen, latex free

Measurement

38 x 32 x 10 cm / 14,9 x 12,6 x 3,9"
38 x 32 x 10 cm / 14,9 x 12,6 x 3,9"

Article number

PM-8090
PM-8091

Manual Lifting Aids

Alpha Lifting Mat



Easily slides in under the client and carries clients in a supported way.

Material: Polyamide, latex-free

Measurement

110 x 53 cm / 43 x 20,8"
150 x 53 cm / 59 x 20,8"

Article number

PM-4012
PM-4016

Alpha Lifting Seat



Reliable way to carry clients, for instance, down stairs.

Material: Polyamide, latex-free

Measurement

38 x 43 x 55 cm / 14,9 x 16,9 x 21,6"

Article number

PM-4035

Alpha Transfer System



Safely carries clients from A to B, suitable for bariatric clients.

Material: PES with PVC


Measurement

115 x 220 cm / 45,2 x 86,6"

Article number

PM-1501

OnlyU Disposable Sliding Foil



Slides clients comfortably, material is disposable.

Material: Polyethylene (LDPE), latex free

Measurement

0,6 x 100 m / 24 x 39,3"
0,6 x 100 m / 24 x 39,3"
0,7 x 100 m / 27,5 x 39,3"

Article number

PM-060.10-100
PM-065.10-100 *
PM-070.10-100 *

*includes dispenser carton and foil cutter

Belts

Alpha Support Belt



Comfortable belt that supports client in transfer situations.

Material: Polyamide, latex free

Measurement

XS: 750 x 120 x 7 mm / 29,5 x 4,7 x 0,2"
S: 1010 x 120 x 7 mm / 39,7 x 4,7 x 0,2"
M: 1170 x 120 x 7 mm / 43,9 x 4,7 x 0,2"
L: 1480 x 120 x 7 mm / 58,2 x 4,7 x 0,2"
XL: 1850 x 120 x 7 mm / 72,8 x 4,7 x 0,2"

Article number

PM-6012
PM-6013
PM-6014
PM-6015
PM-6016

Alpha Support Belt Merlin



Complement to Alpha Transfer Aid Merlin

Material: Polyamide, latex free


Measurement

70 x 160 cm / 27,5 x 62,9"

Article number

PM-6160

Alpha Soft Turning Disc



Simply turns client in a sitting position.

Material: Cotton, latex free

Measurement

46 cm diameter / 18,1" diameter

Article number

PM-5070

Alpha Turning Disc



Easily turns clients in a standing position.

Material: ABS coated plastic fabric, latex free

Measurement


40 cm diameter / 15,7" diameter

Article number

PM-5080

Raising Aids

Alpha Stand-up Aid Pegasus



Helps client get up off the floor after a fall.

SWL: 135 kg / 298 lb

Measurement

Standing 36 x 64 cm included back 50 cm /
Standing 14,1 x 25,1" included back 19,6"

Article number

PM-4222

Alpha Transfer Aid Merlin



Assists people with restricted mobility to stand up and change position. SWL: 200 kg / 440 lb.

Material: Stainless Steel

Measurement

53 x 81 117 cm / 21 x 32 x 46"

Article number

PMM-1100.2

Alpha Support Belt Merlin



Complement to Alpha Transfer Aid Merlin.

Material: Polyamide, latex free

Measurement

70 x 160 cm / 27,5 x 62,9"

Article number

PM-6160

Mobi Pro Flexi



The Mobi Pro Flexi is an ergonomic assistive mobility device ideal for people with low leg strength. SWL of 150kg/331 lb.

Article number

11992145

Alpha Stand-up Support Magic & Standard



Securely holds on to client when standing, sitting and when being transferred.

Material: Polyamide, latex free

Measurement

60 x 20 cm / 23,6 x 7,8"
60 x 20 cm / 23,6 x 7,8"

Article number

PM-3012
PM-3015

Alpha Leg Support



Made to keep the legs supported during sit to stand transfers.

Material: PES/Carbon, latex free

Measurement

100 x 22 cm / 39,4 x 8,7"
50 x 20 cm / 19,6 x 7,8" (leg belt extension)

Article number

PM-3005
PM-3007

Alpha Stand-up Aid Quick



Offers support to the clients upper thighs.

Material: Polyester

Measurement

145 x 11 cm / 57 x 4,3"

Article number

PM-6080

Alpha Bed Ladder



Used when raising the upper part of the body and finally when reaching an upright seating position in a bed.

Material: Polyester

Measurement

170 x 8 cm / 66,9 x 3,1"

Article number

PM-6090

Sliding Boards

Sliding Board



Used when transferring clients from the edge of a bed to a wheelchair, toilet or car seat.

Material: Polyethylene, latex free

Measurement

74 x 24 cm / 29,1 x 9,4"
40 x 20 cm / 15,7 x 7,8"
60 x 25 cm / 23,6 x 9,8"

Article number

BM-5000
PM-5024
PM-5025

Flexible Sliding Board



Used when transferring clients from the edge of a bed to a wheelchair, toilet or car seat.

Material: Polyethylene, latex free

Measurement

58 x 32 cm / 22,8 x 12,6"
74 x 32 cm / 29,1 x 12,6"

Article number

PM-5020
PM-5050


Flexible board with rounded corners:

74 x 32 cm / 29,1 x 12,6"

PM-5030

X-Ray Aids

Alpha X-Ray Cassette Placer



For easy placement of X-ray Cassettes.

Material: Polyamide, latex free

Measurement

41 x 53,5 cm / 16,1 x 21,1"
47 x 53,5 cm / 18,5 x 21,1"

Article number

PM-8260
PM-8360

Protection foil measurement

45 x 80 cm / 17,7 x 31,4"
51 x 80 cm / 20 x 31,5"

PM-8261
PM-8361

Alpha X-Ray Mat



X-ray table pad for repositioning of clients on the X-ray table.

Material: PVC/PES, latex free

Measurement

60 x 190 cm / 23,6 x 74,8"
85 x 190 cm / 33,5 x 74,8"

Article number

PM-8200
PM-8220

Convertible Chairs

Our Barton convertible chairs belong to a range of safe and comfortable devices, ideal for acute care settings. They can just as easily function in a home care or nursing facility setting. Any of our convertible chairs should be a key element in early patient mobilization with the added benefits of caregiver safety.



H-250

Barton H-250 is our smallest version of the Convertible Chair, suitable for home use. SWL 113 kg / 250 lb

Art nr: B1002-BL



I-400x

I-400x is most suitable for institutional care. It is height adjustable, and has a forward tilt to simplify getting out of the chair. SWL 181kg / 400lb

Art nr: B1042-TS-GEL



I-400

The I-400 chair is a safe and comfortable device ideal for institutional care. SWL 181kg / 400lb

Art nr: B1041-TS-GEL



I-700

With its higher weight capacity, I-700, allows easy transfer for the heavier client. SWL 318kg / 700lb

Art nr: B1071-TS-GEL

Convertible Chairs

Patient Transfer System



Our Patient Transfer System works with the Convertible Chairs and most beds and stretchers. It allows a single caregiver the ability to safely and easily transfer and reposition a patient in the supine position with dignity and comfort.

Description

Home Care (for H-250)
Home Care (for I-400)
Home Care (for I-700)
Hospital (for I-400)
Hospital (for I-700)

Article number

b2004e
b2001c
b2020c
b2011a
b2013a



Hygiene



Hygiene



Hygiene slings



Bath Sling

- High support
- 4 loops

Material: Polyester Net
Art. nr: 25035-(size)



Toileting Sling

- Low support
- Padded back & leg section
- 4 loops.

Material: Polyester
Art nr: 25080-(size)
Material polyester net:
Art nr: 25085-(Size)

Orka Shower Trolley

The Orka shower trolley is manufactured from powder coated sturdy galvanised steel to ensure it can withstand the demands of regular wet area exposure.

Description	Article number
Junior Hydraulic, 65x150 cm / 25,6 x 59,1"	10068972
Junior Electrical, 65x150 cm / 25,6 x 59,1"	10068973
Standard Hydraulic, 65x190 cm / 25,6 x 74,8"	10068911
Standard Electric, 65x190 cm / 25,6 x 74,8"	10068913
Standard Hydraulic, 80x200 cm / 31,5 x 78,7"	10068921
Standard Electric, 80x200 cm / 31,5 x 78,7"	10068923
Bariatric Hydraulic, 90x200 cm / 35,4 x 78,7"	10068931
Bariatric Electric, 90x200 cm / 35,4 x 78,7"	10068933

Dolphin II

Our Dolphin II allows personal hygiene activities to be carried out in the most ergonomic manner. While the client is sitting in a relaxed, tilted position, the optimal height adjustment function prevents the caregiver from having to stoop.

Description	Article number
Height 92 cm / 36,2"	90561
Width 67 cm / 26,4"	

Toileting Sling High

- High support
- Padded leg section
- 6 loops

Material: Polyester Net
Art. nr: 25090-(size)



Toileting Sling E-Clip

- Low support
- Padded back & leg section

Material: Soft Air Mesh
Art. nr: 25085C-(size)
Toileting Sling E-Clip High
Art nr: 25090C-(size)



Ultralow Beds

4 Motors



FloorLine LTC

The FloorLine LTC with its home environment design is the optimal choice for home care or long-term care facilities. The FloorLine LTC features all required positions often found in hospital beds such as Trendelenburg, reverse Trendelenburg and cardiac positioning.

Description	EU Art. nr.	GB Art. nr.	AU Art. Nr	NA Art. Nr.
With Plastic Panel	90600	90602	90608	90606
With Wood Panel	90601	90603	90609	90607



FloorLine-i

The FloorLine-i is a sound purchase for both hospitals and long-term care facilities. It features standard bed positions such as Trendelenburg and cardiac chair position.

Description	EU Art. nr.	GB Art. nr.	AU Art. Nr	NA Art. Nr.
With Plastic Panel	90300	90303	90301	90302



FloorLine-i Plus

The aesthetically appealing FloorLine-i Plus is a complete care management solution. With its extensive range of features such as Trendelenburg, cardiac chair position and electronic CPR function, this bed offers our highest level of care.

Description	EU Art. nr.	GB Art. nr.	AU Art. Nr	NA Art. Nr.
With Plastic Panel	90500	90504	90502	90503

Ultralow Bed Accessories

Push Handle



Article Number
90705
90706

Side Rails



Article Number:
72794
72795
72797

Care Assist Rail



Article Number:
90702

Self Help Pole



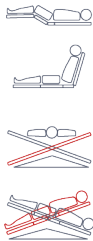
Article Number:
SHP600
90700

More accessories are available online, please visit our website.

Healthcare Beds

Hospital Beds

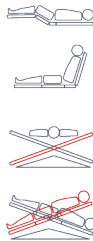
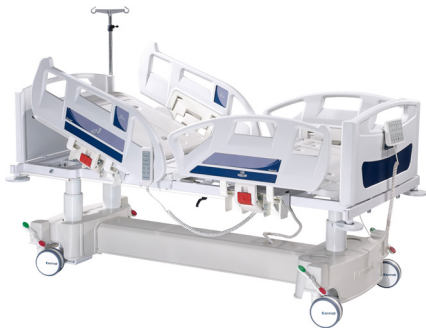
5 Motors



Guess 503-K

Function	
CPR Release:	Electrical
Self chargeable battery:	Yes
Controll panel:	Remote & nurse control
Accessories:	IV-pole included, options available

Function	
Brakes:	Central
Castor:	Single as standard, options available
Platform type:	Column



K012 / ES - 5M

Function	
CPR Release:	Electrical
Self chargeable battery:	Yes
Controll panel:	Remote & nurse control
Accessories:	IV-pole included, options available

Function	
Brakes:	Central
Castor:	Single as standard, options available
Platform type:	Column

4 Motors



Guess 402 / KM

Function	
CPR Release:	Electrical
Self chargeable battery:	Yes
Controll panel:	Integrated side rail
Brakes:	Central
Castor:	Single as standard, options available
Platform type:	Column
Accessories:	IV-pole included, options available



K012 / ET - 2K

Function	
CPR Release:	Electrical
Self chargeable battery:	Yes
Controll panel:	Remote & Nurse
Brakes:	Central
Castor:	Single as standard, options available
Platform type:	Column
Accessories:	IV-Pole included, options available



Guess 402 / K

Function	
CPR Release:	Electrical
Self chargeable battery:	Yes
Controll panel:	Integrated side rail
Brakes:	Central
Castor:	Single as standard, options available
Platform type:	Column
Accessories:	IV-pole included, options available



Guess 402

Function	
CPR Release:	Electrical
Self chargeable battery:	Yes
Controll panel:	Remote & Nurse
Brakes:	Central
Castor:	Single as standard, options available
Platform type:	Scissor
Accessories:	IV-pole included, options available

Hospital Beds

4 Motors



K012 / EA - 4M

Function

CPR Release:	Electrical
Self chargeable battery:	Yes
Controll panel:	Remote & Nurse
Brakes:	Central
Castor:	Single as standard, options available
Platform type:	Column
Accessories:	IV-Pole included, options available



Guess 401

Function

CPR Release:	Electrical
Self chargeable battery:	Yes
Controll panel:	Remote
Brakes:	Cross
Castor:	Single as standard, options available
Platform type:	Scissor
Accessories:	IV-pole included, options available



K012 / ES - 4M

Function

CPR Release:	Electrical
Self chargeable battery:	Yes
Controll panel:	Remote & Nurse
Brakes:	Cross
Castor:	Single as standard, options available
Platform type:	Scissor
Accessories:	IV-pole included, options available



K012 / ET - 4M

Function

CPR Release:	Electrical
Self chargeable battery:	Yes
Controll panel:	Integrated side rail
Brakes:	Central
Castor:	Single as standard, options available
Platform type:	Scissor
Accessories:	IV-pole included, options available

3 Motors



K012 / EP - 4M

Function

CPR Release:	Electrical
Self chargeable battery:	Yes
Controll panel:	Remote
Brakes:	Cross
Castor:	Single as standard, options available
Platform type:	Scissor
Accessories:	IV-pole included, options available



K012 / BP-3M

Function

CPR Release:	Electrical
Self chargeable battery:	Yes
Controll panel:	Remote & Nurse
Brakes:	Central
Castor:	Single as standard, options available
Platform type:	Scissor
Accessories:	IV-pole included, options available



Guess 303

Function

CPR Release:	Electrical
Self chargeable battery:	Yes
Controll panel:	Remote & Nurse
Brakes:	Central
Castor:	Single as standard, options available
Platform type:	Scissor
Accessories:	IV-pole included, options available



Guess 301

Function

CPR Release:	Electrical
Self chargeable battery:	Yes
Controll panel:	Remote
Brakes:	Cross
Castor:	Single as standard, options available
Platform type:	Scissor
Accessories:	IV-pole included, options available

Hospital Beds

3 Motors



K012 / ES-3M

Function	
CPR Release:	Electrical
Self chargeable battery:	Yes
Controll panel:	Integrated side rail
Brakes:	Cross
Castor:	Single as standard, options available
Platform type:	Scissor
Accessories:	IV-pole included, options available



K012 / EP-3M

Function	
CPR Release:	Electrical
Self chargeable battery:	Yes
Controll panel:	Remote
Brakes:	Cross
Castor:	Single as standard, options available
Platform type:	Scissor
Accessories:	IV-Pole included, options available



K012 / ET

Function	
CPR Release:	Electrical
Self chargeable battery:	Yes
Controll panel:	Remote
Brakes:	Cross
Castor:	Single as standard, options available
Platform type:	Scissor
Accessories:	IV-pole included, options available



K012 / EP

Function	
CPR Release:	Electrical
Self chargeable battery:	Yes
Controll panel:	Remote
Brakes:	Cross
Castor:	Single as standard, options available
Platform type:	Scissor
Accessories:	IV-pole included, options available

2 Motors



K012 / E

Function	
CPR Release:	Electrical
Self chargeable battery:	Yes
Controll panel:	Remote
Brakes:	Cross
Castor:	Single as standard, options available
Platform type:	Scissor
Accessories:	IV-pole included, options available



Guess 201

Function	
CPR Release:	Electrical
Self chargeable battery:	No
Controll panel:	Remote
Brakes:	Cross
Castor:	Single as standard, options available
Platform type:	Scissor
Accessories:	IV-Pole included, options available



K012 / ES-2M

Function	
CPR Release:	Electrical
Self chargeable battery:	No
Controll panel:	Remote
Brakes:	Cross
Castor:	Single as standard, options available
Platform type:	Scissor
Accessories:	IV-Pole included, options available



K012 / EP-2M

Function	
CPR Release:	Electrical
Self chargeable battery:	No
Controll panel:	Remote
Brakes:	Cross
Castor:	Single as standard, options available
Platform type:	Scissor
Accessories:	IV-Pole included, options available

Hospital Beds

2 Motors



K012 / E-2M

Function	
CPR Release:	Electrical
Self chargeable battery:	No
Controll panel:	Remote
Brakes:	Cross
Castor:	Single as standard, options available
Platform type:	Scissor
Accessories:	IV-Pole included, options available



K012 / H

Function	
CPR Release:	Manual
Self chargeable battery:	No
Controll panel:	No
Brakes:	Cross
Castor:	Single as standard, options available
Platform type:	Scissor
Accessories:	Scale not possible, IV-Pole included

Hydraulic



K012 / HP

Function	
CPR Release:	Manual
Self chargeable battery:	No
Controll panel:	No
Brakes:	Cross
Castor:	Single as standard, options available
Platform type:	Scissor
Accessories:	Scale not possible, IV-Pole included

Hydraulic



K011 / T

Function	
CPR Release:	Manual
Self chargeable battery:	No
Controll panel:	No
Brakes:	Cross
Castor:	Single as standard, options available
Platform type:	Scissor
Accessories:	Scale not possible, IV-Pole included



K012

Function	
CPR Release:	Manual
Self chargeable battery:	No
Controll panel:	No
Brakes:	Cross
Castor:	Single as standard, options available
Platform type:	Scissor
Accessories:	Scale not possible, IV-Pole included



K012 / SP

Function	
CPR Release:	Manual
Self chargeable battery:	No
Controll panel:	No
Brakes:	Cross
Castor:	Single as standard, options available
Platform type:	Scissor
Accessories:	Scale not possible, IV-Pole included



Discover the range of bedside tables and cabinets in the furniture section.

Hospital Beds

Hydraulic



K007

Function

CPR Release:	<i>Manual</i>
Self chargeable battery:	<i>No</i>
Controll panel:	<i>No</i>
Brakes:	<i>Cross</i>
Castor:	<i>Single</i>
Platform type:	<i>Scissor</i>
Accessories:	<i>IV-Pole included, options available</i>



K007 / T

Function

CPR Release:	<i>Manual</i>
Self chargeable battery:	<i>No</i>
Controll panel:	<i>No</i>
Brakes:	<i>Cross</i>
Castor:	<i>Single</i>
Platform type:	<i>Scissor</i>
Accessories:	<i>Scale not possible, IV-Pole included</i>



K008 / A

Function

CPR Release:	<i>Manual</i>
Self chargeable battery:	<i>No</i>
Controll panel:	<i>No</i>
Brakes:	<i>Cross</i>
Castor:	<i>Single</i>
Platform type:	<i>Scissor</i>
Accessories:	<i>Scale not possible, IV-Pole included</i>



K008 / B

Function

CPR Release:	<i>Manual</i>
Self chargeable battery:	<i>No</i>
Controll panel:	<i>No</i>
Brakes:	<i>Cross</i>
Castor:	<i>Single</i>
Platform type:	<i>Scissor</i>
Accessories:	<i>Scale not possible, IV-Pole included</i>

Long Term Care Patient Beds

3 Motors



K012 / EA-3M

Function

CPR Release:	<i>Electrical</i>
Self chargeable battery:	<i>Yes</i>
Controll panel:	<i>Remote</i>
Brakes:	<i>Cross</i>
Castor:	<i>Single</i>
Platform type:	<i>Scissor</i>
Accessories:	<i>IV-Pole included, options available</i>

2 Motors



Guess 4001

Function

CPR Release:	<i>Electrical</i>
Self chargeable battery:	<i>Yes</i>
Controll panel:	<i>Remote</i>
Brakes:	<i>Cross</i>
Castor:	<i>Single</i>
Platform type:	<i>Scissor</i>
Accessories:	<i>IV-Pole included, options available</i>



Guess 4002

Function

CPR Release:	<i>Electrical</i>
Self chargeable battery:	<i>No</i>
Controll panel:	<i>Remote</i>
Brakes:	<i>Cross</i>
Castor:	<i>Single</i>
Platform type:	<i>N/A</i>
Accessories:	<i>IV-Pole included, options available</i>



K006 / E

Function

CPR Release:	<i>Electrical</i>
Self chargeable battery:	<i>No</i>
Controll panel:	<i>Remote</i>
Brakes:	<i>Cross</i>
Castor:	<i>N/YA</i>
Platform type:	<i>Scissor</i>
Accessories:	<i>IV-Pole included, options available</i>



K006 / EK

Function

CPR Release:	<i>Electrical</i>
Self chargeable battery:	<i>No</i>
Controll panel:	<i>Remote</i>
Brakes:	<i>Cross</i>
Castor:	<i>Single</i>
Platform type:	<i>Scissor</i>
Accessories:	<i>IV-Pole included, options available</i>

Children's Beds

4 Motors



Bambino

Function	
CPR Release:	<i>Electrical</i>
Self chargeable battery:	<i>Yes</i>
Controll panel:	<i>Integrated Headboard</i>
Brakes:	<i>Cross</i>
Castor:	<i>Single</i>
Platform type:	<i>Column</i>
Accessories:	<i>IV-Pole included, options available</i>



K024 / ST

Function	
CPR Release:	<i>Electrical</i>
Self chargeable battery:	<i>Yes</i>
Controll panel:	<i>Integrated Headboard</i>
Brakes:	<i>Central</i>
Castor:	<i>Single</i>
Platform type:	<i>Column</i>
Accessories:	<i>IV-Pole included, options available</i>

3 Motors



K024 / E-3M

Function	
CPR Release:	<i>Electrical</i>
Self chargeable battery:	<i>Yes</i>
Controll panel:	<i>Integrated Headboard</i>
Brakes:	<i>Cross</i>
Castor:	<i>Single</i>
Platform type:	<i>Scissor</i>
Accessories:	<i>IV-Pole included, options available</i>

Hydraulic



K024 / T

Function	
CPR Release:	<i>Manual</i>
Self chargeable battery:	<i>No</i>
Controll panel:	<i>No</i>
Brakes:	<i>Cross</i>
Castor:	<i>Single</i>
Platform type:	<i>Without Mechanism</i>
Accessories:	<i>Scale not possible, options available</i>



K025

Function	
CPR Release:	<i>Manual</i>
Self chargeable battery:	<i>No</i>
Controll panel:	<i>No</i>
Brakes:	<i>Cross</i>
Castor:	<i>Single</i>
Platform type:	<i>Without Mechanism</i>
Accessories:	<i>Scale not possible, IV-Pole included, options available</i>



K024

Function	
CPR Release:	<i>Manual</i>
Self chargeable battery:	<i>No</i>
Controll panel:	<i>No</i>
Brakes:	<i>Cross</i>
Castor:	<i>Single</i>
Platform type:	<i>Without Mechanism</i>
Accessories:	<i>Scale not possible, IV-Pole included, options available</i>

Children's Beds

Baby Cots



K022

Combination of a cabinet on a trolley and a separate cot. Made of transparent plexiglass in 5 mm thickness in special form.



K022 / K

AISI 304 quality stainless steel frame. Polycarbonate cot.



K023

Baby cot



K023 / K

Baby swaddle table.

Mattresses



K091 / V

Antidecubit Visco Mattress (Pu Cover)



K091 / P

Antidecubit Mattress (PU Cover)



K091

Antidecubit Mattress



K090

Antidecubit Mattress (PU Cover)

Stretchers

Emergency Stretchers



K034 / 2K 112 Vip Black

Backrest height function is adjustment by gas spring , trendelenburg and reverse trendelenburg adjustments with hydraulic column.



K034 / T-2K

Backrest height function is adjustment by gas spring , trendelenburg and reverse trendelenburg adjustments with hydraulic column.

Electrically operated Stretcher



K033 / E

The patient bed backrest, legrest, height functions are adjustable by electrical motors.

Medical Equipment

Stretchers

Hydraulic Stretchers



K034 / K

Backrest, Trendelenburg and reverse trendelenburg functions are adjustable by gas spring, Height function is adjustable with hydraulic pump.



K034 / A

Backrest, Trendelenburg and reverse trendelenburg functions are adjustable by gas spring, Height function is adjustable with hydraulic pump.



K034 / K

The client bed backrest, legrest, height functions are adjustable with remote control panel.



K034 / T

Backrest, Trendelenburg and reverse trendelenburg functions are adjustable by gas spring, Height function is adjustable with hydraulic pump.

Patient Transfer Stretchers



K035 / A

Backrest function is adjustable with crank , trendelenburg function is adjustable by gas spring.



K035 / B

Plastic Steel Patient Transfer Stretcher. Backrest function is adjustable by gas spring, height adjustable is with crank.



K035 / C

Backrest function is adjustable with crank, height adjustable by gas spring.



K035 / K

Stainless Steel Patient Transfer Stretcher. Backrest function is adjustable with crank, trendelenburg function is adjustable by gas spring.

Stretchers

General Purpose Stretchers



K033

General Purpose Stretcher



K037

Stretcher On Trolley.



K032

Folding Portable Stretcher.



K027

Chrome-nickel Autopsy Table (Stainless Steel)

Examination Chairs & Tables



K065

Otorhinolaryngologic Examination Chair With Three Motors



K067

General Purpose Examination Chair With Three Motors



K018 / E

Delivery Bed With Three Motors



K015 / ES

Gynecological Examination Chair With Three Motors (Telescopic Motors)



K015 / H

Manually Operated Gynecological Examination Table (Hydraulic Height Adjustment)



K013 / F

Physiotherapy Chair With A Single Motor



K016 / P

Proctology Table (With Gas Spring)



K015

Gynecological Examination Chair



K017

Delivery Table (Couch And Trolley)



K013 / A

Examination Couch (With Gas Spring Adjustment)

Examination Chairs & Tables



K014 / D

Laminated Examination Couch With Cabinet



K014

Laminated Examination Couch With Drawers



K019 / A

Blood Transfusion Chair (With Gas Spring)



K019 / B

Blood Transfusion Chair

Carts & Trolleys



K040 / AK

Anaesthesia Trolley (Stainless Steel).



K40 / S

First Aid Medicine Trolley.



K041

Medicine Trolley.



K040

Medicine And Treatment Trolley With Drawers



K028 / PP

Dressing Trolley (Stainless Steel)



K028 / PB

Dressing Trolley



K028 / K

Instrument Trolley, Stainless Steel



K028

Instrument Trolley, Stainless Steel



K029

Laminated Equipment Trolley



K030

Laminated Instrument Trolley

Carts & Trolleys



K040 / E
Intensive Care Trolley (Plastic)



K040 / T
Emergency (Crash) Cart



K040 / R
Medication Cart



K040 / B
Anesthesia Cart



K040 / K
Emergency Trolley (Stainless Steel)

Wheel Chairs



Transport 05
Patient Transport Wheelchair (Basic)



K001
Chrome Plated Foldable Wheelchair



K001-P
Non Magnetic Wheelchair
(MR Compatible).



K003
Wheelchair With Fixed Wheels



K005
Wheelchair with Pot-Hole

IV-Poles



K048 / P
IV-Pole, PP base



K047 / K
IV-Pole, Cr-Ni



K048
IV-Pole, Aluminum base



K047
IV-Pole, Metal base

Basins



K055 / K

Single Port Basin



K056 / K

Dual Port Basin (Cr-Ni)

Lamps



K045 / L

Portable Lamp (Led)



K045

Portable Lamp

Tank Trolleys



K050

Large Tank Trolley



K049

Small Tank Trolley

Negatoscopes



K060

Illuminated Optotype



K061

Negatoscope (Single)



K062 / L

Negatoscope (Double) (Led)



K061 / L

Negatoscope (Single) (Led)



K062

Negatoscope (Double)

Tables



K058 / P

Over bed / over couch Patient Dining
Tables (Plastic Top Surface)



K058 / K

Over bed / over couch Patient Dining
Table (Compact Laminate Top
Surface)



K058 / PT

Over bed / over couch Patient Dining
Table (Tilting) (Plastic Top Surface)



K057

Over bed / over couch Patient Dining
Table



K020 / A

Stainless Steel Mayo Table With
Gas Spring



K020

Mechanical Mayo Table



K058

Over bed / over couch Patient Dining
Table (With Gas Spring)



K020 / H

Hydraulic Stainless Steel Mayo Over
bed / over couch table

Furniture

Cabinets



K076 / A
Bedside Cabinet



K076 / B
Bedside Cabinet



K076 / AB
Bedside Cabinet
(ABS - Large)



K076 / S
Bedside Cabinet



K077 / K
Bedside Cabinet With Serving Table

Lockers



K072 / K
Chrome-nickel Medicine Cabinet



K072
Medicine Storage Cabinet



K074 / A
Anaesthesia Medicine Storage Cabinet



K078 / A
Wooden Locker



K079 / A
Wooden Locker



K080 / A
Wooden Locker



K081 / A
Wooden Locker



K082 / A
Wooden Locker



K083 / A
Wooden Locker

Office Chairs, Stools & Benches



K097 / 830

Metal Waiting Bench (3 Seats)



K097 / 820

Metal Waiting Bench (2 Seats)



K099 / 860

Waitign Chair (2 Seats)



K054 / AA

Stool With Back Rest
(Gas Spring Height
Adjustment)



K054 / D

Polyurethane Doctor Stool
(Gas Spring Height
Adjustment)



K054 / A

Gas-spring Height
Adjusted Swivel Stool



K054 / AK

Gas-spring Height
Adjusted Swivel Stool



K099 / 830

Metal Waiting Bench (3 Seats)



K099 / 820

Metal Waiting Bench (2 Seats)



K084

Couch For One Person (With
Arm Rests)



K097-510



K097-520



K097-530



K097-540



K097-550



K097-560



K097-570

Tables



K098
Doctor Furniture



K098 / EKO
Working Table



K098 / EFES
Working Table



K098 / ETNA
Working Table

Trolleys



K021 / S
Laundry Trolley



K021 / TT
Laundry Trolley



K021 / K
Laundry Trolley, Foldable



K021 / T
Laundry Trolley



K021 / 2P
Laundry Trolley



K021 / 1P
Laundry Trolley

Your Life. Your Way.

Contact Human Care Group



www.humancaregroup.com

HUMAN CARE CANADA
10-155 Colonnade Road
Ottawa, ON K2E 7K1
Phone: +1 613 723 6734
Fax: +1 613 723 1058
Email: info.ca@humancaregroup.com

HUMAN CARE NEDERLAND
Elspeterweg 124
8076 PA Vierhouten
Phone: +31 577 412 171
Fax: +31 577 412 170
Email: info.nl@humancaregroup.com
www.humancaregroup.com

HUMAN CARE GERMANY
Industriestraße 13, Geb. 1/9
63755 Alzenau
Phone: 06023 9949368
Email: info.de@humancaregroup.com
www.humancaregroup.com

HUMAN CARE SWEDEN (HQ)
Årstaängsvägen 21B
117 43 Stockholm
Phone: +46 8 665 35 00
Fax: +46 8 665 35 10
Email: info.se@humancaregroup.com

HUMAN CARE UNITED STATES
8006 Cameron Street, Suite K
Austin, TX 78754 USA
Phone: +1 512 476 7199
Fax: +1 512 476 7190
Email: info.us@humancaregroup.com



www.pm-med.de

Petermann GmbH
Waldweg 3
D-91601 Dombühl
Phone: +49 (0) 9868 9339-0
Fax: +49 (0) 9868 9339-20
petermann@pm-med.de



www.kenmak.com.tr

Kenmak Hastane Malzemeleri A.S.
Sarıç Yolu No: 23 Gaziemir / İzmir
PHONE: (0.232) 274 17 17
FAX: (0.232) 274 67 77
E-MAIL: kenmak@kenmak.com.tr
Web: www.kenmak.com.tr