



# Products

of Human Care Group





# About Human Care Group

Human Care Group produces and provides walking aids, safe patient handling products, healthcare beds, medical equipment, and furniture. We improve freedom of movement and quality of care for millions of people around the world. Our vision is that our products become a natural part of life for those who need them by offering innovative solutions with every detail in mind.

Since the foundation in Sweden in 1993, we have continuously grown and are today a global company. Our headquarter is located in Stockholm, Sweden, and we have offices in the US, Canada, Germany, the Netherlands, and in Turkey. With an extensive network of partners and distributors, our products are represented worldwide. The Human Care Group consists of the Human Care companies, Petermann and Kenmak. Together we offer products divided into the following areas; Walking Aids, Lifting Solutions, Manual Transfers, Convertible Chairs, Hygiene, Healthcare Beds, Medical Equipment, and Furniture.

For us, safety, quality, usability, and sustainability are paramount. In every detail, in every aspect.

**Your life. Your way.**



[www.humancaregroup.com](http://www.humancaregroup.com)



[www.pm-med.de](http://www.pm-med.de)




[www.kenmak.com.tr](http://www.kenmak.com.tr)

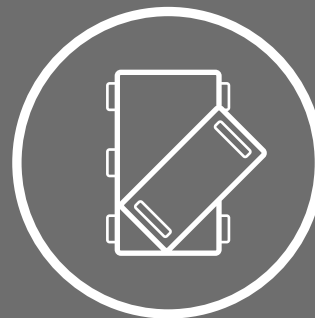
Please visit us online for complete product information and the latest updates.



Walking Aids  
*page 4*



Lifting Solutions  
*page 7*



Manual Transfers  
*page 11*



Convertible Chairs  
*page 15*




Hygiene  
*page 16*



Healthcare Beds  
*page 17*



Medical Equipment  
*page 25*



Furniture  
*page 31*

Not all products are available in all countries, please check with your local Human Care Group office for product pricing and availability.



# Walking Aids

## Rollators



### Carl-Oskar

Large wheels, available in red, in several sizes and as reinforced model.

Description	Article number
57 cm / 22,4" wide	11150
57 cm / 22,4" wide, High	11154
57 cm / 22,4" wide, Air tires	11151
62 cm / 24,4" wide	11250
62 cm / 24,4" wide, High	11254
62 cm / 24,4" wide, Air Tires	11251
62 cm / 24,4" wide, Reinforced	61225
67 cm / 26,4" wide	11350
67 cm / 26,4" wide, High	11354
67 cm / 26,4" wide, Air Tires	11351
67 cm / 26,4" wide, Reinforced	61325
72 cm / 28,3" wide	11450
72 cm / 28,3" wide, High	11454
72 cm / 28,3" wide, Air Tires	11451
72 cm / 28,3" wide, Reinforced	61425



### Rebel

Similar to Carl-Oskar, but with smaller wheels.

Description	Article number
57 cm / 22,4" wide	22140
57 cm / 22,4" wide, High	22144
57 cm / 22,4" wide, Low	22141
62 cm / 24,4" wide	22240
62 cm / 24,4" wide, High	22244
62 cm / 24,4" wide, Low	22241
62 cm / 24,4" wide, Reinforced	71221
67 cm / 26,4" wide	22340
67 cm / 26,4" wide, High	22344
67 cm / 26,4" wide, Low	22341
67 cm / 26,4" wide, Reinforced	71321
72 cm / 28,3" wide	22440
72 cm / 28,3" wide, High	22444
72 cm / 28,3" wide, Low	22441
72 cm / 28,3" wide, Reinforced	71421



## neXus 3

Available in black, red, blue and several different adjustable heights.

Description	Article number
Black, super low	470018
Black, Low	470022
Black, Standard	470024
Blue, super low	470018B
Blue, Low	470022B
Blue, Standard	470024B
Red, Super Low	470018R
Red, Low	470022R
Red, Standard	470024R



## neXus One

Available in black and several different adjustable heights. Smaller wheels than neXus 3.

Description	Article number
72-80 cm / 28,3 - 31,5", high	490017
74-89 cm / 29,1 - 35", high	490020
79-97 cm / 31,1 - 38,2", high	490022



## Fellow Classic

Safe and reliable, available in five models: standard, low, high, wide and narrow.

Description	Article number
Standard	88009
Low	88109
Wide	88309
Narrow	88509
High	88609



## Fellow Supreme

Foldable rollator with very big height span. Safe working load of 150 kg.

Description	Article number
Standard	85400



## Parade

With its lightweight frame, it is still very stable and offers safe working load of 140 kg.

Description	Article number
Standard	85500

## Examples of Walking Aid Accessories



### Cane Holders

To attach canes and umbrellas to the rollator.



### Curb Climbers

Helps raise rollator slightly to climb curbs.



### Cup Holders

Easily attached to the rollators to carry for example coffee cups.



### Baskets

Lightweight baskets to carry items in an easy and practical way.



### Trays

Trays for carrying items short distances.



### Slow-Down Brakes

To adjust resistance on the back wheels.

*We offer a wide range of accessories to our Walking Aids, in different models and sizes depending on the walking aid. To see the entire portfolio and find the right models please visit us online.*

## RA-Rollators



### Carl-Oskar RA

Large wheels ensure walking is easy on uneven or rough surfaces.

Description	Article number
67cm / 26,4" wide, Low	12315
67cm / 26,4" wide, Low with seat	12315-1
67cm / 26,4" wide, Normal	12325
67cm / 26,4" wide, Normal with seat	12325-1
72 cm / 28,3" wide, Low	12415
72 cm / 28,3" wide, Low with seat	12415-1
72 cm / 28,3" wide, Normal	12425
72 cm / 28,3" wide, Normal with seat	12425-1



### Rebel RA

Smooth mobility ensured by stable design.

Description	Article number
67cm / 26,4" wide, Low	22311
67cm / 26,4" wide, Low with seat	22311-1
67cm / 26,4" wide, Normal	22321
67cm / 26,4" wide, Normal with seat	22321-1
72 cm / 28,3" wide, Low	22411
72 cm / 28,3" wide, Low with seat	22411-1
72 cm / 28,3" wide, Normal	22421
72 cm / 28,3" wide, Normal with seat	22421-1



### Rebel RA

Smooth mobility ensured by stable design.

Description	Article number
59 cm / 23,2" wide, Low	42221
59 cm / 23,2" wide, High	42231

## Trolley Walkers



### Carl-Oskar TW

Bigger wheels, wide forearm support with platform table.

Description	Article number
67 cm / 26,4" wide, Low	13315
67 cm / 26,4" wide, Normal	13325
72 cm / 28,3" wide, Low	13415
72 cm / 28,3" wide, Normal	13425



### Rebel TW

Ideal for indoor or outdoor use.

Description	Article number
67 cm / 26,4" wide, Low	23311
67 cm / 26,4" wide, Normal	23321
72 cm / 28,3" wide, Low	23411
72 cm / 28,3" wide, Normal	23421



### Staffan TW

Easy to maneuver with its narrow model.

Description	Article number
Low	43211
High	43221




### Svea TW

Robust and stable with a firm and wide table, and a hydraulic gas spring for height adjustment

Description	Article number
59 cm / 23,2" wide, Low	53211
59 cm / 23,2" wide, Normal	53221
68 cm / 26,7" wide, Low	53411
68 cm / 26,7" wide, Normal	53421





## Ceiling Lifts



### Altair

The Human Care Altair ceiling lift is a lightweight portable lift with a discreet and modern design.

Description	Article number
SWL: 150 kg / 331 lb	55200H-{AU/GB/EU/JP/NA}
SWL: 220 kg / 485 lb	55210H-{AU/GB/EU/JP/NA}
SWL: 300 kg / 661 lb	55220H-{AU/GB/EU/JP/NA}



### Roomer S

Roomer S portable ceiling lift can transfer a patient from one room to another without making any modifications to architecture.

Description	Article number
SWL: 220 kg / 485 lb	55300H-{AU/GB/EU/JP/NA}



### HeliQ

HeliQ, fixed ceiling lift, can be used in either institutional or home applications.

Description	Article number
SWL: 150 kg / 331 lb	55100-{AU/GB/EU/JP/NA}
SWL: 220 kg / 485 lb	55110-{AU/GB/EU/JP/NA}
SWL: 300 kg / 661 lb	55120-{AU/GB/EU/JP/NA}

Power Traverse	
SWL: 150 kg / 331 lb	55130-{AU/GB/EU/JP/NA}
SWL: 220 kg / 485 lb	55140-{AU/GB/EU/JP/NA}
SWL: 300 kg / 661 lb	55150-{AU/GB/EU/JP/NA}

# Lifting Solutions

## Rail Systems

We offer a full range of rail systems for all possible situations. The rail system can be easily adapted to the patient's needs and safely installed regardless of the room's layout and the building's structure.

Both single rail system and traverse systems can be created.



## Gantry



### Lena Freestand

The Lena freestanding gantry offers you a possibility of lifting a patient up to 300kg / 661 lbs easily and safely.

#### Description

2,5 meter / 98,4"

3,5 meter / 137,7"

Castors

#### Article number

71806

71808

50872

## Mobile Lifts



### Diana II Comfort

Diana II Comfort has a higher SWL of 230 kg / 507 lb. Used together with E-clip slings.

#### Description

Manual Leg Adjustment

Electrical Leg Adjustment

#### Article number

90559

90560



### Lexa Pro II

Lexa Pro II is a vertical column lift. And has a high SWL of 250 kg / 551 lb.

#### Description

SWL 250 kg / 551,1 lb

SWL 310 kg / 683.4 lb

#### Article number

90570

90571



### Alzaro

Alzaro features a single frame design ensuring a strong stable lift. And has a SWL of 160kg/353 lb.

#### Article number

11000490

### Diana II

The Diana II is a stable, electrically operated lift with a compact, stable and foldable frame. SWL 160 kg / 353 lb.

#### Description

Manual Leg Adjustment

Electrical Leg Adjustment

#### Article number

90555

90556



### seBastian II

The seBastian II is an electrically operated standup lift that allows people up to 230 kg / 507 lb to be safely supported.

#### Article number

90554



### Tonya II

Similar to Diana II but with a smaller spreader bar, suitable for small clients such as children. SWL 80 kg / 176 lb.

#### Article number

90553



### Levanto

Levanto is our electric sit-to-stand lift and has a SWL of up to 160kg/353 lb.

#### Article number

20000170



# Slings

## High back slings

### Full Body Sling



- High support
- Padded head, back & leg section
- 4 loops.

Polyester:  
25010-{size}  
Polyester Net:  
25005-{size}

### Silhouette Sling



- High support
- No padding
- 6 loops

Polyester net:  
25015-{size}

Soft Air Mesh:  
25019-{size}

### Toileting Sling High



- High support
- Padded leg section
- 6 loops

Polyester Net:  
25090-{size}

### Comfort Sling Soft High



- High support
- Padded leg section
- 4 loops
- Non divided leg-support

Soft Air Mesh:  
25069-{size}

### General Purpose Sling



- High support
- Padded head & leg section
- 4 loops

Clip:  
NSB-103C-{size}  
Loop:  
NSB-103-{size}  
Bariatric:  
NSB-109-2xPH

## Medium back slings

### Basic Sling



- Medium support
- Padded leg section
- 4 loops

Polyester:  
25070-{size}  
Soft Air Mesh:  
25054-{size}  
Polyester Net:  
25045-{size}

### Sit Sling



- Medium support
- Padded back & leg section
- 4 loops

Polyester:  
25030-{size}

### Bath Sling



- Medium support
- Padded back & leg section
- 4 loops

Polyester Net:  
25035-{size}

### Comfort Sling Soft



- Medium support
- Padded leg section
- 4 loops
- Non divided leg-support

Soft Air Mesh:  
25064-{size}

## Low back slings

### Low Basic sling



- Low support
- Padded leg section
- 4 loops

Polyester:  
25072-{size}  
Polyester Net:  
25047-{size}

### Amputee sling



- Medium/low support
- Padded back & leg section
- 4 loops

Polyester:  
25040-{size}  
Polyester Net:  
25140-{size}

### Toileting Sling



- Low support
- Padded back & leg section
- 4 loops

Polyester:  
25080-{size}  
Polyester Net:  
25085-{Size}

# Slings

## Single Patient Use Slings

### Highback Sling

#### General Purpose Sling SPU



- High support
- Padded head & leg section
- 4 loops

SPU Loop: NSB-105-(size)  
SPU Clip: NSB-104C-(size)

### Lying Positioning Sling

#### Positioning Sling SPU



- High support
- No padding

SPU standard: NSB-451-U

### Highback Sling

#### Bariatric Sling

#### Highback Plusline



- High support
- Padded head & leg section
- 4 loops

Polyester / Net: 25120-(size)

## Lying Position Sling

#### Limb Sling



- Low support
- No padding
- 2 loops

Quilted polyester: NSB-010

#### Positioning Sling



- High support
- No padding

Loop Standard: NSB-401-S  
Loop Ventilated: NSB-401-ST  
Loop L & XL: NSB-410-ST-L,  
NSB-410-STL-XL

## Gait training Slings

#### Multi Sling



- Low support
- Padding
- 2 loops

Polyester: 25105-(size)

#### Activity Sling



- High support
- Padded shoulder supports
- 2 loops

Polyester Net: 25100-(size)

## Stand-up Sling

#### Back Belt



Our Back Belt E-Clip provides support that is needed for standing lift.  
- Padded

Cotton loop: NSB-501-(Size)  
Polyester loop: 25130-(size)  
Cotton clip: NSB-501C-(Size)  
Polyester clip: 25130C-(size)

## E-Clip Slings

### Highback Sling

#### Full Body Sling E-Clip



Full Body Sling E-clip is a comfortable sling, which is ideal for clients who like full body support while lifting.  
- 4 clips

Polyester Net: 25005C-(size)  
Soft Air Mesh: 25010C-(size)

#### Columbus Sling E-Clip



Our Columbus Sling E-clip is an oval shaped sling, which is ideal for clients with full support needs.  
- 4 clips

Soft Air Mesh: 25040C-(size)

### Medium/lowback sling

#### Toileting Sling E-Clip



Smooth and simple sling for lower-body used when going to the toilet.  
- Padded back & leg section  
- 4 clips

Toilet Sling E-Clip: 25090C-(size)

### Stand up sling

#### Back Belt E-Clip



Our Back Belt E-Clip provides support that is needed for standing lift.  
- Padded  
- 2 clips

Polyester: 25130C-(size)

# Manual Transfer

Through our company Petermann, Human Care offers a wide range of manual transfer aids. Our portfolio includes everything from sliding boards, sliding mats, support belts, sliding sheets, evacuation sheets and much more.

## Alpha Rollboard Vision

Well suited for gentle, pain-free and low-friction sideway transfers of clients with restricted mobility.

### Rollboard (including Textile Cover)

	Measurement	Article number
Alpha Rollboard Vision XS, double foldable	85 x 45 cm / 33,5 x 17,7"	PMF-9050.0
Alpha Rollboard Vision S, foldable	85 x 45 cm / 33,5 x 17,7"	PMF-9075.0
Alpha Rollboard Vision M, foldable	95 x 50 cm / 37,4 x 19,7"	PMF-9085.0
Alpha Rollboard Vision M, not foldable	95 x 50 cm / 37,4 x 19,7"	PMF-9095.0
Alpha Rollboard Vision foldable (Wide)	150 x 60 cm / 59 x 23,6"	PMF-9150.0
Alpha Rollboard Vision (Wide)	150 x 60 cm / 59 x 23,6"	PMF-9155.0
Alpha Rollboard Vision L, foldable	180 x 50 cm / 70,9 x 19,7"	PMF-9170.0
Alpha Rollboard Vision XL, foldable	195 x 50 cm / 76,7 x 19,7"	PMF-9180.0
Alpha Rollboard Vision L, with integrated pull loops	180 x 65 cm / 70,9 x 25,6"	PMF-9185

### Replacement Cover: Textile

Alpha Rollboard Vision Textile Cover XS	80 x 45 cm / 31,5 x 17,7"	PMF-9051
Alpha Rollboard Vision Textile Cover S	80 x 45 cm / 31,5 x 17,7"	PMF-9076
Alpha Rollboard Vision Textile Cover M	90 x 50 cm / 35,4 x 19,7"	PMF-9086/96
Alpha Rollboard Vision Textile Cover (Wide)	145 x 60 cm / 57,1 x 23,6"	PMF-9151
Alpha Rollboard Vision Textile Cover L	170 x 50 cm / 66,9 x 19,7"	PMF-9171
Alpha Rollboard Vision Textile Cover XL	180 x 50 cm / 70,9 x 19,7"	PMF-9181

### OnlyU Disposable Cover

OnlyU Disposable Cover S (50 pieces in dispenser)	47,5 x 85 / 18,7 x 33,5"	PMF-9077
OnlyU Disposable Cover M (120 pieces per roll)	90 x 53 cm / 35,4 x 20,9"	PMF-9090
OnlyU Disposable Cover (Wide) (70 pieces per roll)	160 x 61 cm / 63 x 24"	PMF-9152
OnlyU Disposable Cover L & XL (60 pieces per roll)	180 x 53 cm / 70,9 x 20,9"	PMF-9172

### OnlyU Protection Foil

OnlyU Protection Foil XS, S (110 pieces per roll)	90 x 54,5 cm/35,4 x 21,6"	PMF-0191
OnlyU Protection Foil M, L & XL (55 pieces per roll)	180 x 54,5 cm/70,9 x 21,6"	PMF-0192


OnlyU Disposable Cover and OnlyU Protection Foil on rolls are perforated into individual pieces.



Alpha Rollboard Vision with textile cover.



Alpha Rollboard Vision L with integrated pull loops



Alpha Rollboard Vision with Only U disposable cover on roll.




OnlyU Protection Foil on roll used on top of textile cover.

# Manual Transfer



## Sheets

### Alpha Turning Sheet



Good for turning and re-positioning clients in bed. Can be used together with the Alpha Fitted Sheet.

*Material: Cotton, natural thickening, latex free*

**Measurement**

140 x 200 cm / 55,1 x 78,4"

**Article number**

PM-1582

### Alpha Fitted Sheet



Used together with the Alpha Turning Sheet.

*Material: Cotton, latex free*

**Measurement**

90 x 200 cm / 35,4 x 78,4"

**Article number**

PM-1584

### Alpha Turning Sheet with handgrips



For handling pain sensitive clients in bed.

*Material: Cotton, latex free*

**Measurement**

100 x 200 cm / 39,4 x 78,4"

**Article number**

PM-2098

### Evacuation Sheet



For fast and safe evacuation of nonambulatory clients in emergency situations.

*Material: PVC-coated polyester weave, with ventilation openings, latex-free*

**Measurement**

80 x 200 cm / 31,5 x 78,4"

**Article number**

PM-EVA-7053-H

## Slides

### Blue Motion Slide Soft



Reduces frictional resistance while moving the client.

**Measurement**

30 x 30 cm / 11,8 x 11,8"  
60 x 35 cm / 23,6 x 13,8"  
70 x 200 cm / 27,5 x 78,7"  
70 x 130 cm / 27,5 x 51,2"  
70 x 70 cm / 27,5 x 27,5"  
70 x 90 cm / 27,5 x 35,4"  
90 x 70 cm / 35,4 x 27,5"  
90 x 100 cm / 35,4 x 39,4"  
90 x 110 cm / 35,4 x 43,3"  
90 x 130 cm / 35,4 x 51,2"  
110 x 70 cm / 43,3 x 27,5"  
110 x 90 cm / 43,3 x 35,4"  
130 x 70 cm / 51,2 x 27,5"  
130 x 90 cm / 51,2 x 35,4"  
195 x 70 cm / 76,8 x 27,5"

**Article number**

BM-S-0330  
BM-S-0635  
BM-S-0702  
BM-S-0713  
BM-S-0770  
BM-S-0790  
BM-S-0907  
BM-S-0910  
BM-S-0911  
BM-S-0913  
BM-S-1170  
BM-S-1190  
BM-S-1370  
BM-S-1390  
BM-S-1970

### Alpha Sliding Mat



A thin, low-friction material that makes transfer movements easy.

*Material: Polyamide, latex free*

**Measurement**

100 x 70 cm / 39,4 x 27,5"  
100 x 70 cm / 39,4 x 27,5"  
110 x 75 cm / 43,3 x 29,5"  
140 x 90 cm / 55,1 x 35,4"  
50 x 60 cm / 19,7 x 23,6"  
50 x 60 cm / 19,7 x 23,6"  
25 x 60 cm / 9,8 x 23,6"  
190 x 60 cm / 74,8 x 23,6"

**Material**

PES/Carbon, latex free  
Cotton/natural ticking, latex free  
PES/Carbon, latex free  
Cotton/natural ticking, latex free  
PES/Carbon, latex free  
Cotton/natural ticking, latex free  
PES/Carbon, latex free (2-piece)  
PES/Carbon, latex free

**Article number**

PM-1210  
PM-1220  
PM-1215  
PM-1420  
PM-2010  
PM-2020  
PM-2015  
PM-1010

### Alpha Caremaster



For re-positioning clients in sitting and lying position.

*Material: PES/Carbon*


**Measurement**

60 x 175 cm / 23,6 x 68,9"  
70 x 185 cm / 27,5 x 72,8"

**Article number**

PM-2095  
PM-2097

### Alpha Chair Sliding Mat



Assisting clients who have slid down in a chair.

*Material: Cotton/natural thickening, latex free*

**Measurement**

50 x 45 cm / 19,7 x 17,7" (tubular)  
130 x 45 cm / 51,2 x 17,7" (open)  
135 x 43 cm / 53,1 x 16,9" (open)

**Article number**

PM-2070  
PM-2076  
PM-2078

## Positioning Aids

### Alpha Bed Wedges



Supports clients when being positioned in bed.

Material: PU- non-slip


#### Measurement

25 x 22 x 13 cm / 9,8 x 8,6 x 5,1"  
50 x 22 x 13 cm / 19,7 x 8,6 x 5,1"

#### Article number

PM-8012  
PM-8015

### Alpha Non Slip Cushion



Placed under client's thigh to prevent slipping when sitting in bed.

Material: Polyethylen, latex free

#### Measurement

40 x 50 x 8 cm / 15,7 x 19,6 x 3,1"

#### Article number

PM-8050

### Alpha Non Slip Mat



Placed under feet in bed to prevent slipping, and to help move upward.

Material: Polyneric Compound

#### Measurement

35 x 25 cm / 13,7 x 9,8"  
45 x 38 cm / 17,7 x 14,9"

#### Article number

PM-7010  
PM-7011

### Alpha Footstool



Supports client's feet for positioning and transfers.

Material: Polyethylen, latex free

#### Measurement

38 x 32 x 10 cm / 14,9 x 12,6 x 3,9"

#### Article number

PM-8090

## Manual Lifting Aids

### Alpha Lifting Mat



Easily slides in under the client and carries clients in a supported way.

Material: Polyamide, latex-free

#### Measurement

110 x 53 cm / 43 x 20,8"  
150 x 53 cm / 59 x 20,8"

#### Article number

PM-4012  
PM-4016

### Alpha Lifting Seat



Reliable way to carry clients, for instance, down stairs.

Material: Polyamide, latex-free

#### Measurement

38 x 43 x 55 cm / 14,9 x 16,9 x 21,6"

#### Article number

PM-4035

### Alpha Transfer System



Safely carries clients from A to B, suitable for bariatric clients.

Material: PES with PVC


#### Measurement

115 x 220 cm / 45,2 x 86,6"

#### Article number

PM-1501

### OnlyU Disposable Sliding Foil



Slides clients comfortably, material is disposable.

Material: Polyethylene (LDPE), latex free

#### Measurement

0,6 x 100 m / 24 x 39,3"  
0,6 x 100 m / 24 x 39,3"  
0,7 x 100 m / 27,5 x 39,3"

#### Article number

PM-060.10-100  
PM-065.10-100 \*  
PM-070.10-100 \*

\*includes dispenser carton and foil cutter

## Belts

### Alpha Support Belt



Comfortable belt that supports client in transfer situations.

Material: Polyamide, latex free

#### Measurement

XS: 750 x 120 x 7 mm / 29,5 x 4,7 x 0,2"  
S: 1010 x 120 x 7 mm / 39,7 x 4,7 x 0,2"  
M: 1170 x 120 x 7 mm / 43,9 x 4,7 x 0,2"  
L: 1480 x 120 x 7 mm / 58,2 x 4,7 x 0,2"  
XL: 1850 x 120 x 7 mm / 72,8 x 4,7 x 0,2"

#### Article number

PM-6012  
PM-6013  
PM-6014  
PM-6015  
PM-6016

### Alpha Support Belt Merlin



Complement to Alpha Transfer Aid Merlin

Material: Polyamide, latex free


#### Measurement

70 x 160 cm / 27,5 x 62,9"

#### Article number

PM-6160

### Alpha Soft Turning Disc



Simply turns client in a sitting position.

Material: Cotton, latex free

#### Measurement

46 cm diameter / 18,1" diameter

#### Article number

PM-5070

### Alpha Turning Disc



Easily turns clients in a standing position.

Material: ABS coated plastic fabric, latex free

#### Measurement

40 cm diameter / 15,7" diameter

#### Article number

PM-5080

## Raising Aids

### Alpha Stand-up Aid Pegasus



Helps client get up off the floor after a fall.

SWL: 135 kg / 298 lb

#### Measurement

Standing 36 x 64 cm included back 50 cm /  
Standing 14,1 x 25,1" included back 19,6"

#### Article number

PM-4222

### Alpha Transfer Aid Merlin



Assists people with restricted mobility to stand up and change position. SWL: 200 kg / 440 lb.

Material: Stainless Steel

#### Measurement

53 x 81 117 cm / 21 x 32 x 46"

#### Article number

PMM-1100.2

### Alpha Support Belt Merlin



Complement to Alpha Transfer Aid Merlin.

Material: Polyamide, latex free

#### Measurement

70 x 160 cm / 27,5 x 62,9"

#### Article number

PM-6160

### Mobi Pro Flexi



The Mobi Pro Flexi is an ergonomic assistive mobility device ideal for people with low leg strength. SWL of 150kg/331 lb.

#### Article number

11992145

### Alpha Stand-up Support Magic & Standard



Securely holds on to client when standing, sitting and when being transferred.

Material: Polyamide, latex free

#### Measurement

60 x 20 cm / 23,6 x 7,8"  
60 x 20 cm / 23,6 x 7,8"

#### Article number

PM-3012

PM-3015

### Alpha Leg Support



Made to keep the legs supported during sit to stand transfers.

Material: PES/Carbon, latex free

#### Measurement

100 x 22 cm / 39,4 x 8,7"  
50 x 20 cm / 19,6 x 7,8" (leg belt extension)

#### Article number

PM-3005

PM-3007

### Alpha Stand-up Aid Quick



Offers support to the clients upper thighs.

Material: Polyester

#### Measurement

145 x 11 cm / 57 x 4,3"

#### Article number

PM-6080

### Alpha Bed Ladder



Used when raising the upper part of the body and finally when reaching an upright seating position in a bed.

Material: Polyester

#### Measurement

170 x 8 cm / 66,9 x 3,1"

#### Article number

PM-6090

## Sliding Boards

### Sliding Board



Used when transferring clients from the edge of a bed to a wheelchair, toilet or car seat.

Material: Polyethylene, latex free

#### Measurement

74 x 24 cm / 29,1 x 9,4"  
40 x 20 cm / 15,7 x 7,8"  
60 x 25 cm / 23,6 x 9,8"

#### Article number

BM-5000

PM-5024

PM-5025

### Flexible Sliding Board



Used when transferring clients from the edge of a bed to a wheelchair, toilet or car seat.

Material: Polyethylene, latex free

#### Measurement

58 x 32 cm / 22,8 x 12,6"  
74 x 32 cm / 29,1 x 12,6"

#### Article number

PM-5020

PM-5050

Flexible board with rounded corners:

74 x 32 cm / 29,1 x 12,6"

PM-5030

## X-Ray Aids

### Alpha X-Ray Cassette Placer



For easy placement of X-ray Cassettes.

Material: Polyamide, latex free

#### Measurement

41 x 53,5 cm / 16,1 x 21,1"  
47 x 53,5 cm / 18,5 x 21,1"

#### Article number

PM-8260

PM-8360

#### Protection foil measurement

45 x 80 cm / 17,7 x 31,4"  
51 x 80 cm / 20 x 31,5"

PM-8261

PM-8361

### Alpha X-Ray Mat



X-ray table pad for repositioning of clients on the X-ray table.

Material: PVC/PES, latex free

#### Measurement

60 x 190 cm / 23,6 x 74,8"  
85 x 190 cm / 33,5 x 74,8"

#### Article number

PM-8200

PM-8220



## Convertible Chairs

Our Barton convertible chairs belong to a range of safe and comfortable devices, ideal for acute care settings. They can just as easily function in a home care or nursing facility setting. Any of our convertible chairs should be a key element in early patient mobilization with the added benefits of caregiver safety.



### H-250

Barton H-250 is our smallest version of the Convertible Chair, suitable for home use. SWL 113 kg / 250 lb

Art nr: B1002-BL



### I-400

The I-400 chair is a safe and comfortable device ideal for institutional care. SWL 181kg / 400lb

Art nr: B1041-TS-GEL



### I-400x

I-400x is most suitable for institutional care. It is height adjustable, and has a forward tilt to simplify getting out of the chair. SWL 181kg / 400lb

Art nr: B1042-TS-GEL



### I-700

With its higher weight capacity, I-700, allows easy transfer for the heavier client. SWL 318kg / 700lb

Art nr: B1071-TS-GEL

## Convertible Chairs

## Patient Transfer System



Our Patient Transfer System works with the Convertible Chairs and most beds and stretchers. It allows a single caregiver the ability to safely and easily transfer and reposition a patient in the supine position with dignity and comfort.

### Description

Home Care (for H-250)  
Home Care (for I-400)  
Home Care (for I-700)  
Hospital (for I-400)  
Hospital (for I-700)

### Article number

b2004e  
b2001c  
b2020c  
b2011a  
b2013a



# Hygiene



## Hygiene



### Orka Shower Trolley

The Orka shower trolley is manufactured from powder coated sturdy galvanised steel to ensure it can withstand the demands of regular wet area exposure.

Description	Article number
Junior Hydraulic, 65x150 cm / 25,6 x 59,1"	10068972
Junior Electrical, 65x150 cm / 25,6 x 59,1"	10068973
Standard Hydraulic, 65x190 cm / 25,6 x 74,8"	10068911
Standard Electric, 65x190 cm / 25,6 x 74,8"	10068913
Standard Hydraulic, 80x200 cm / 31,5 x 78,7"	10068921
Standard Electric, 80x200 cm / 31,5 x 78,7"	10068923
Bariatric Hydraulic, 90x200 cm / 35,4 x 78,7"	10068931
Bariatric Electric, 90x200 cm / 35,4 x 78,7"	10068933



### Dolphin II

Our Dolphin II allows personal hygiene activities to be carried out in the most ergonomic manner. While the client is sitting in a relaxed, tilted position, the optimal height adjustment function prevents the caregiver from having to stoop.

Description	Article number
Height 92 cm / 36,2"	90561
Width 67 cm / 26,4"	

## Hygiene slings



### Bath Sling

- High support
- 4 loops

Material: Polyester Net  
Art. nr: 25035-(size)



### Toileting Sling

- Low support
- Padded back & leg section
- 4 loops.

Material: Polyester  
Art nr: 25080-(size)  
Material polyester net:  
Art nr: 25085-(Size)



### Toileting Sling High

- High support
- Padded leg section
- 6 loops

Material: Polyester Net  
Art. nr: 25090-(size)



### Toileting Sling E-Clip

- Low support
- Padded back & leg section

Material: Soft Air Mesh  
Art. nr: 25085C-(size)  
Toileting Sling E-Clip High  
Art nr: 25090C-(size)





# Ultralow Beds

4 Motors



## FloorLine LTC

The FloorLine LTC with its home environment design is the optimal choice for home care or long-term care facilities. The FloorLine LTC features all required positions often found in hospital beds such as Trendelenburg, reverse Trendelenburg and cardiac positioning.

Description	EU Art. nr.	GB Art. nr.	AU Art. Nr	NA Art. Nr.
With Plastic Panel	90600	90602	90608	90606
With Wood Panel	90601	90603	90609	90607



## FloorLine-i

The FloorLine-i is a sound purchase for both hospitals and long-term care facilities. It features standard bed positions such as Trendelenburg and cardiac chair position.

Description	EU Art. nr.	GB Art. nr.	AU Art. Nr	NA Art. Nr.
With Plastic Panel	90300	90303	90301	90302



## FloorLine-i Plus

The aesthetically appealing FloorLine-i Plus is a complete care management solution. With its extensive range of features such as Trendelenburg, cardiac chair position and electronic CPR function, this bed offers our highest level of care.

Description	EU Art. nr.	GB Art. nr.	AU Art. Nr	NA Art. Nr.
With Plastic Panel	90500	90504	90502	90503

# Ultralow Bed Accessories

## Push Handle



Article Number  
90705  
90706

## Side Rails



Article Number:  
72794  
72795  
72797

## Care Assist Rail



Article Number:  
90702

## Self Help Pole



Article Number:  
SHP600  
90700

More accessories are available online, please visit our website.

# Healthcare Beds



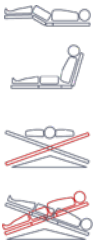
# Hospital Beds

## 5 Motors



Guess 503-K

Function	
CPR Release:	Electrical
Self chargeable battery:	Yes
Controll panel:	Remote & nurse control
Accessories:	IV-pole included, options available

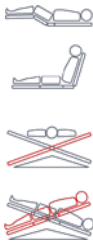


Function	
Brakes:	Central
Castor:	Single as standard, options available
Platform type:	Column



K012 / ES - 5M

Function	
CPR Release:	Electrical
Self chargeable battery:	Yes
Controll panel:	Remote & nurse control
Accessories:	IV-pole included, options available



Function	
Brakes:	Central
Castor:	Single as standard, options available
Platform type:	Column

## 4 Motors



Guess 402 / KM

Function	
CPR Release:	Electrical
Self chargeable battery:	Yes
Controll panel:	Integrated side rail
Brakes:	Central
Castor:	Single as standard, options available
Platform type:	Column
Accessories:	IV-pole included, options available



K012 / ET - 2K

Function	
CPR Release:	Electrical
Self chargeable battery:	Yes
Controll panel:	Remote & Nurse
Brakes:	Central
Castor:	Single as standard, options available
Platform type:	Column
Accessories:	IV-Pole included, options available



Guess 402 / K

Function	
CPR Release:	Electrical
Self chargeable battery:	Yes
Controll panel:	Integrated side rail
Brakes:	Central
Castor:	Single as standard, options available
Platform type:	Column
Accessories:	IV-pole included, options available



Guess 402

Function	
CPR Release:	Electrical
Self chargeable battery:	Yes
Controll panel:	Remote & Nurse
Brakes:	Central
Castor:	Single as standard, options available
Platform type:	Scissor
Accessories:	IV-pole included, options available



# Hospital Beds

## 4 Motors



### K012 / EA - 4M

#### Function

CPR Release:	Electrical
Self chargeable battery:	Yes
Controll panel:	Remote & Nurse
Brakes:	Central
Castor:	Single as standard, options available
Platform type:	Column
Accessories:	IV-Pole included, options available



### Guess 401

#### Function

CPR Release:	Electrical
Self chargeable battery:	Yes
Controll panel:	Remote
Brakes:	Cross
Castor:	Single as standard, options available
Platform type:	Scissor
Accessories:	IV-pole included, options available



### K012 / ES - 4M

#### Function

CPR Release:	Electrical
Self chargeable battery:	Yes
Controll panel:	Remote & Nurse
Brakes:	Cross
Castor:	Single as standard, options available
Platform type:	Scissor
Accessories:	IV-pole included, options available



### K012 / ET - 4M

#### Function

CPR Release:	Electrical
Self chargeable battery:	Yes
Controll panel:	Integrated side rail
Brakes:	Central
Castor:	Single as standard, options available
Platform type:	Scissor
Accessories:	IV-pole included, options available

## 3 Motors



### K012 / EP - 4M

#### Function

CPR Release:	Electrical
Self chargeable battery:	Yes
Controll panel:	Remote
Brakes:	Cross
Castor:	Single as standard, options available
Platform type:	Scissor
Accessories:	IV-pole included, options available



### K012 / BP-3M

#### Function

CPR Release:	Electrical
Self chargeable battery:	Yes
Controll panel:	Remote & Nurse
Brakes:	Central
Castor:	Single as standard, options available
Platform type:	Scissor
Accessories:	IV-pole included, options available



### Guess 303

#### Function

CPR Release:	Electrical
Self chargeable battery:	Yes
Controll panel:	Remote & Nurse
Brakes:	Central
Castor:	Single as standard, options available
Platform type:	Scissor
Accessories:	IV-pole included, options available



### Guess 301

#### Function

CPR Release:	Electrical
Self chargeable battery:	Yes
Controll panel:	Remote
Brakes:	Cross
Castor:	Single as standard, options available
Platform type:	Scissor
Accessories:	IV-pole included, options available

# Hospital Beds

## 3 Motors



K012 / ES-3M

Function	
CPR Release:	Electrical
Self chargeable battery:	Yes
Controll panel:	Integrated side rail
Brakes:	Cross
Castor:	Single as standard, options available
Platform type:	Scissor
Accessories:	IV-pole included, options available



K012 / EP-3M

Function	
CPR Release:	Electrical
Self chargeable battery:	Yes
Controll panel:	Remote
Brakes:	Cross
Castor:	Single as standard, options available
Platform type:	Scissor
Accessories:	IV-Pole included, options available



K012 / ET

Function	
CPR Release:	Electrical
Self chargeable battery:	Yes
Controll panel:	Remote
Brakes:	Cross
Castor:	Single as standard, options available
Platform type:	Scissor
Accessories:	IV-pole included, options available



K012 / EP

Function	
CPR Release:	Electrical
Self chargeable battery:	Yes
Controll panel:	Remote
Brakes:	Cross
Castor:	Single as standard, options available
Platform type:	Scissor
Accessories:	IV-pole included, options available

## 2 Motors



K012 / E

Function	
CPR Release:	Electrical
Self chargeable battery:	Yes
Controll panel:	Remote
Brakes:	Cross
Castor:	Single as standard, options available
Platform type:	Scissor
Accessories:	IV-pole included, options available



Guess 201

Function	
CPR Release:	Electrical
Self chargeable battery:	No
Controll panel:	Remote
Brakes:	Cross
Castor:	Single as standard, options available
Platform type:	Scissor
Accessories:	IV-Pole included, options available



K012 / ES-2M

Function	
CPR Release:	Electrical
Self chargeable battery:	No
Controll panel:	Remote
Brakes:	Cross
Castor:	Single as standard, options available
Platform type:	Scissor
Accessories:	IV-Pole included, options available



K012 / EP-2M

Function	
CPR Release:	Electrical
Self chargeable battery:	No
Controll panel:	Remote
Brakes:	Cross
Castor:	Single as standard, options available
Platform type:	Scissor
Accessories:	IV-Pole included, options available



# Hospital Beds

2 Motors



## K012 / E-2M

Function	
CPR Release:	Electrical
Self chargeable battery:	No
Controll panel:	Remote
Brakes:	Cross
Castor:	Single as standard, options available
Platform type:	Scissor
Accessories:	IV-Pole included, options available



## K012 / H

Function	
CPR Release:	Manual
Self chargeable battery:	No
Controll panel:	No
Brakes:	Cross
Castor:	Single as standard, options available
Platform type:	Scissor
Accessories:	Scale not possible, IV-Pole included

Hydraulic



## K012 / HP

Function	
CPR Release:	Manual
Self chargeable battery:	No
Controll panel:	No
Brakes:	Cross
Castor:	Single as standard, options available
Platform type:	Scissor
Accessories:	Scale not possible, IV-Pole included



Discover the range of bedside tables and cabinets in the furniture section.

Hydraulic



## K011 / T

Function	
CPR Release:	Manual
Self chargeable battery:	No
Controll panel:	No
Brakes:	Cross
Castor:	Single as standard, options available
Platform type:	Scissor
Accessories:	Scale not possible, IV-Pole included



## K012

Function	
CPR Release:	Manual
Self chargeable battery:	No
Controll panel:	No
Brakes:	Cross
Castor:	Single as standard, options available
Platform type:	Scissor
Accessories:	Scale not possible, IV-Pole included



## K012 / SP

Function	
CPR Release:	Manual
Self chargeable battery:	No
Controll panel:	No
Brakes:	Cross
Castor:	Single as standard, options available
Platform type:	Scissor
Accessories:	Scale not possible, IV-Pole included

# Hospital Beds

## Hydraulic



### K007

**Function**

CPR Release:	<i>Manual</i>
Self chargeable battery:	<i>No</i>
Controll panel:	<i>No</i>
Brakes:	<i>Cross</i>
Castor:	<i>Single</i>
Platform type:	<i>Scissor</i>
Accessories:	<i>IV-Pole included, options available</i>



### K007 / T

**Function**

CPR Release:	<i>Manual</i>
Self chargeable battery:	<i>No</i>
Controll panel:	<i>No</i>
Brakes:	<i>Cross</i>
Castor:	<i>Single</i>
Platform type:	<i>Scissor</i>
Accessories:	<i>Scale not possible, IV-Pole included</i>



### K008 / A

**Function**

CPR Release:	<i>Manual</i>
Self chargeable battery:	<i>No</i>
Controll panel:	<i>No</i>
Brakes:	<i>Cross</i>
Castor:	<i>Single</i>
Platform type:	<i>Scissor</i>
Accessories:	<i>Scale not possible, IV-Pole included</i>



### K008 / B

**Function**

CPR Release:	<i>Manual</i>
Self chargeable battery:	<i>No</i>
Controll panel:	<i>No</i>
Brakes:	<i>Cross</i>
Castor:	<i>Single</i>
Platform type:	<i>Scissor</i>
Accessories:	<i>Scale not possible, IV-Pole included</i>

# Long Term Care Patient Beds

## 3 Motors



### K012 / EA-3M

**Function**

CPR Release:	<i>Electrical</i>
Self chargeable battery:	<i>Yes</i>
Controll panel:	<i>Remote</i>
Brakes:	<i>Cross</i>
Castor:	<i>Single</i>
Platform type:	<i>Scissor</i>
Accessories:	<i>IV-Pole included, options available</i>

## 2 Motors



### Guess 4001

**Function**

CPR Release:	<i>Electrical</i>
Self chargeable battery:	<i>Yes</i>
Controll panel:	<i>Remote</i>
Brakes:	<i>Cross</i>
Castor:	<i>Single</i>
Platform type:	<i>Scissor</i>
Accessories:	<i>IV-Pole included, options available</i>



### Guess 4002

**Function**

CPR Release:	<i>Electrical</i>
Self chargeable battery:	<i>No</i>
Controll panel:	<i>Remote</i>
Brakes:	<i>Cross</i>
Castor:	<i>Single</i>
Platform type:	<i>N/A</i>
Accessories:	<i>IV-Pole included, options available</i>



### K006 / E

**Function**

CPR Release:	<i>Electrical</i>
Self chargeable battery:	<i>No</i>
Controll panel:	<i>Remote</i>
Brakes:	<i>Cross</i>
Castor:	<i>N/YA</i>
Platform type:	<i>Scissor</i>
Accessories:	<i>IV-Pole included, options available</i>



### K006 / EK

**Function**

CPR Release:	<i>Electrical</i>
Self chargeable battery:	<i>No</i>
Controll panel:	<i>Remote</i>
Brakes:	<i>Cross</i>
Castor:	<i>Single</i>
Platform type:	<i>Scissor</i>
Accessories:	<i>IV-Pole included, options available</i>

# Children's Beds

## 4 Motors



### Bambino

Function	
CPR Release:	<i>Electrical</i>
Self chargeable battery:	<i>Yes</i>
Controll panel:	<i>Integrated Headboard</i>
Brakes:	<i>Cross</i>
Castor:	<i>Single</i>
Platform type:	<i>Column</i>
Accessories:	<i>IV-Pole included, options available</i>



### K024 / ST

Function	
CPR Release:	<i>Electrical</i>
Self chargeable battery:	<i>Yes</i>
Controll panel:	<i>Integrated Headboard</i>
Brakes:	<i>Central</i>
Castor:	<i>Single</i>
Platform type:	<i>Column</i>
Accessories:	<i>IV-Pole included, options available</i>

## 3 Motors



### K024 / E-3M

Function	
CPR Release:	<i>Electrical</i>
Self chargeable battery:	<i>Yes</i>
Controll panel:	<i>Integrated Headboard</i>
Brakes:	<i>Cross</i>
Castor:	<i>Single</i>
Platform type:	<i>Scissor</i>
Accessories:	<i>IV-Pole included, options available</i>

## Hydraulic



### K024 / T

Function	
CPR Release:	<i>Manual</i>
Self chargeable battery:	<i>No</i>
Controll panel:	<i>No</i>
Brakes:	<i>Cross</i>
Castor:	<i>Single</i>
Platform type:	<i>Without Mechanism</i>
Accessories:	<i>Scale not possible, options available</i>



### K025

Function	
CPR Release:	<i>Manual</i>
Self chargeable battery:	<i>No</i>
Controll panel:	<i>No</i>
Brakes:	<i>Cross</i>
Castor:	<i>Single</i>
Platform type:	<i>Without Mechanism</i>
Accessories:	<i>Scale not possible, IV-Pole included, options available</i>



### K024

Function	
CPR Release:	<i>Manual</i>
Self chargeable battery:	<i>No</i>
Controll panel:	<i>No</i>
Brakes:	<i>Cross</i>
Castor:	<i>Single</i>
Platform type:	<i>Without Mechanism</i>
Accessories:	<i>Scale not possible, IV-Pole included, options available</i>

## Children's Beds

### *Baby Cots*



#### K022

Combination of a cabinet on a trolley and a separate cot. Made of transparent plexiglass in 5 mm thickness in special form.



#### K022 / K

AISI 304 quality stainless steel frame. Polycarbonate cot.



#### K023

Baby cot



#### K023 / K

Baby swaddle table.

## Mattresses



#### K091 / V

Antidecubit Visco Mattress [Pu Cover]



#### K091 / P

Antidecubit Mattress [PU Cover]



#### K091

Antidecubit Mattress



#### K090

Antidecubit Mattress [PU Cover]



## Stretchers

### *Emergency Stretchers*



#### **K034 / 2K 112 Vip Black**

Backrest height function is adjustment by gas spring , trendelenburg and reverse trendelenburg adjustments with hydraulic column.



#### **K034 / T-2K**

Backrest height function is adjustment by gas spring , trendelenburg and reverse trendelenburg adjustments with hydraulic column.

### *Electrically operated Stretcher*



#### **K033 / E**

The patient bed backrest, legrest, height functions are adjustable by electrical motors.

# Medical Equipment

# Stretchers

## Hydraulic Stretchers



### K034 / K

Backrest, Trendelenburg and reverse trendelenburg functions are adjustable by gas spring, Height function is adjustable with hydraulic pump.



### K034 / A

Backrest, Trendelenburg and reverse trendelenburg functions are adjustable by gas spring, Height function is adjustable with hydraulic pump.



### K034 / K

The client bed backrest, legrest, height functions are adjustable with remote control panel.



### K034 / T

Backrest, Trendelenburg and reverse trendelenburg functions are adjustable by gas spring, Height function is adjustable with hydraulic pump.

## Patient Transfer Stretchers



### K035 / A

Backrest function is adjustable with crank , trendelenburg function is adjustable by gas spring.



### K035 / B

Plastic Steel Patient Transfer Stretcher. Backrest function is adjustable by gas spring, height adjustable is with crank.



### K035 / C

Backrest function is adjustable with crank, height adjustable by gas spring.



### K035 / K

Stainless Steel Patient Transfer Stretcher. Backrest function is adjustable with crank, trendelenburg function is adjustable by gas spring.

# Stretchers

## General Purpose Stretchers



**K033**

General Purpose Stretcher



**K037**

Stretcher On Trolley.



**K032**

Folding Portable Stretcher.



**K027**

Chrome-nickel Autopsy Table (Stainless Steel)

## Examination Chairs & Tables



**K065**

Otorhinolaryngologic Examination Chair With Three Motors



**K067**

General Purpose Examination Chair With Three Motors



**K018 / E**

Delivery Bed With Three Motors



**K015 / ES**

Gynecological Examination Chair With Three Motors (Telescopic Motors)



**K015 / H**

Manually Operated Gynecological Examination Table (Hydraulic Height Adjustment)



**K013 / F**

Physiotherapy Chair With A Single Motor



**K016 / P**

Proctology Table (With Gas Spring)



**K015**

Gynecological Examination Chair



**K017**

Delivery Table (Couch And Trolley)



**K013 / B**

Delivery Table (Couch And Trolley)



## Examination Chairs & Tables



**K013 / A**

Three Panel Wooden Screen



**K014 / D**

Laminated Examination Couch With Cabinet



**K014**

Laminated Examination Couch With Drawers



**K019 / A**

Blood Transfusion Chair (With Gas Spring)



**K019 / B**

Blood Transfusion Chair

## Carts & Trolleys



**K040 / AK**

Anaesthesia Trolley (Stainless Steel).



**K40 / S**

First Aid Medicine Trolley.



**K041**

Medicine Trolley.



**K040**

Medicine And Treatment Trolley With Drawers



**K028 / PP**

Dressing Trolley (Stainless Steel)



**K028 / PB**

Dressing Trolley



**K028 / K**

Instrument Trolley, Stainless Steel



**K028**

Instrument Trolley, Stainless Steel



**K029**

Laminated Equipment Trolley



**K030**

Laminated Instrument Trolley

## Carts & Trolleys



### **K040 / E**

Intensive Care Trolley (Plastic)



### **K040 / T**

Emergency (Crash) Cart



### **K040 / R**

Medication Cart



### **K040 / B**

Anesthesia Cart



### **K040 / K**

Emergency Trolley (Stainless Steel)

## Wheel Chairs



### **Transport 05**

Patient Transport Wheelchair (Basic)



### **K001**

Chrome Plated Foldable Wheelchair



### **K001-P**

Non Magnetic Wheelchair  
[MR Compatible].



### **K003**

Wheelchair With Fixed Wheels



### **K005**

Wheelchair with Pot-Hole

## IV-Poles



### **K048 / P**

IV-Pole, PP base



### **K047 / K**

IV-Pole, Cr-Ni



### **K048**

IV-Pole, Aluminum base



### **K047**

IV-Pole, Metal base

## Basins



**K055 / K**

Single Port Basin



**K056 / K**

Dual Port Basin (Cr-Ni)

## Lamps



**K045 / L**

Portable Lamp (Led)



**K045**

Portable Lamp

## Tank Trolleys



**K050**

Large Tank Trolley



**K049**

Small Tank Trolley

## Negatoscopes



**K060**

Illuminated Optotype



**K061**

Negatoscope (Single)



**K062 / L**

Negatoscope (Double) (Led)



**K061 / L**

Negatoscope (Single) (Led)



**K062**

Negatoscope (Double)



## Tables



### K058 / P

Over bed / over couch Patient Dining  
Tables (Plastic Top Surface)



### K058 / K

Over bed / over couch Patient Dining  
Table (Compact Laminate Top  
Surface)



### K058 / PT

Over bed / over couch Patient Dining  
Table (Tilting) (Plastic Top Surface)



### K057

Over bed / over couch Patient Dining  
Table



### K020 / A

Stainless Steel Mayo Table With  
Gas Spring



### K020

Mechanical Mayo Table



### K058

Over bed / over couch Patient Dining  
Table (With Gas Spring)



### K020 / H

Hydraulic Stainless Steel Mayo Over  
bed / over couch table

# Furniture

## Cabinets



**K076 / A**  
Bedside Cabinet



**K076 / B**  
Bedside Cabinet



**K076 / AB**  
Bedside Cabinet  
(ABS - Large)



**K076 / S**  
Bedside Cabinet



**K077 / K**  
Bedside Cabinet With Serving Table

## Lockers



**K072 / K**  
Chrome-nickel Medicine Cabinet



**K072**  
Medicine Storage Cabinet



**K074 / A**  
Anaesthesia Medicine Storage Cabinet



**K078 / A**  
Wooden Locker



**K079 / A**  
Wooden Locker



**K080 / A**  
Wooden Locker



**K081 / A**  
Wooden Locker



**K082 / A**  
Wooden Locker



**K083 / A**  
Wooden Locker

## Office Chairs, Stools & Benches



**K097 / 830**

Metal Waiting Bench (3 Seats)



**K097 / 820**

Metal Waiting Bench (2 Seats)



**K099 / 860**

Waitign Chair (2 Seats)



**K054 / AA**

Stool With Back Rest  
(Gas Spring Height  
Adjustment)



**K054 / D**

Polyurethane Doctor Stool  
(Gas Spring Height  
Adjustment)



**K054 / A**

Gas-spring Height  
Adjusted Swivel Stool



**K054 / AK**

Gas-spring Height  
Adjusted Swivel Stool



**K099 / 830**

Metal Waiting Bench (3 Seats)



**K099 / 820**

Metal Waiting Bench (2 Seats)



**K084**

Couch For One Person (With  
Arm Rests)



**K097-510**



**K097-520**



**K097-530**



**K097-540**



**K097-550**



**K097-560**



**K097-570**



## Tables



**K098**

Doctor Furniture



**K098 / EKO**

Working Table



**K098 / EFES**

Working Table



**K098 / ETNA**

Working Table

## Trolleys



**K021 / S**

Laundry Trolley



**K021 / TT**

Laundry Trolley



**K021 / K**

Laundry Trolley, Foldable



**K021 / T**

Laundry Trolley



**K021 / 2P**

Laundry Trolley



**K021 / 1P**

Laundry Trolley

**Your Life. Your Way.**

# Contact Human Care Group



[www.humancaregroup.com](http://www.humancaregroup.com)

HUMAN CARE CANADA  
10-155 Colonnade Road  
Ottawa, ON K2E 7K1  
Phone: +1 613 723 6734  
Fax: +1 613 723 1058  
Email: [info.ca@humancaregroup.com](mailto:info.ca@humancaregroup.com)

HUMAN CARE NEDERLAND  
Elspeterweg 124  
8076 PA Vierhouten  
Phone: +31 577 412 171  
Fax: +31 577 412 170  
Email: [info.nl@humancaregroup.com](mailto:info.nl@humancaregroup.com)  
[www.humancaregroup.com](http://www.humancaregroup.com)

HUMAN CARE GERMANY  
Industriestraße 13, Geb. 1/9  
63755 Alzenau  
Phone: 06023 9949368  
Email: [infowde@humancaregroup.com](mailto:infowde@humancaregroup.com)  
[www.humancaregroup.com](http://www.humancaregroup.com)

HUMAN CARE SWEDEN (HQ)  
Årstaängsvägen 21B  
117 43 Stockholm  
Phone: +46 8 665 35 00  
Fax: +46 8 665 35 10  
Email: [info.se@humancaregroup.com](mailto:info.se@humancaregroup.com)

HUMAN CARE UNITED STATES  
8006 Cameron Street, Suite K  
Austin, TX 78754 USA  
Phone: +1 512 476 7199  
Fax: +1 512 476 7190  
Email: [info.us@humancaregroup.com](mailto:info.us@humancaregroup.com)



[www.pm-med.de](http://www.pm-med.de)

Petermann GmbH  
Waldweg 3  
D-91601 Dombühl  
Phone: +49 (0) 9868 9339-0  
Fax: +49 (0) 9868 9339-20  
[petermann@pm-med.de](mailto:petermann@pm-med.de)



[www.kenmak.com.tr](http://www.kenmak.com.tr)

Kenmak Hastane Malzemeleri A.S.  
Sarıç Yolu No: 23 Gaziemir / İzmir  
PHONE: (0.232) 274 17 17  
FAX: (0.232) 274 67 77  
E-MAIL: [kenmak@kenmak.com.tr](mailto:kenmak@kenmak.com.tr)  
Web: [www.kenmak.com.tr](http://www.kenmak.com.tr)